Series FMS
SIM Card Reader (Push / Lock, Reversed w/o Switch)

Specifications

Insulation Resistance:	500MΩ min. at 500V DC
Withstanding Voltage:	250V ACrms for 1 minute
Contact Resistance:	100mΩ max. at 10mA / 20mV max.
Current Rating:	0.5A
Voltage Rating.	5.0Vrms
Operating Temp. Range:	-55°C to +85°C
Mating Cycles:	5,000 insertions

Materials and Finish

Insulator:	LCP, glass filled (UL94V-0)
Contact Plating:	Mating Face - Gold over Nickel
	Solder Tails - SnCu over Nickel

Features

- Conforms to GSM11.11
- With extra locking mechanism to secure the SIM card inside the connector during shock and vibration
- Smooth extraction function by Push / Push mechanism
- Without switch
- For assembly on top of the PC-Board
- Tape and Reel Packaging (500 pcs./reel)

Part Number (Details)

FMS006 - 2320 - 0

- Series No.
- Design No.
- 0 = without Switch

Outline Connector Dimensions

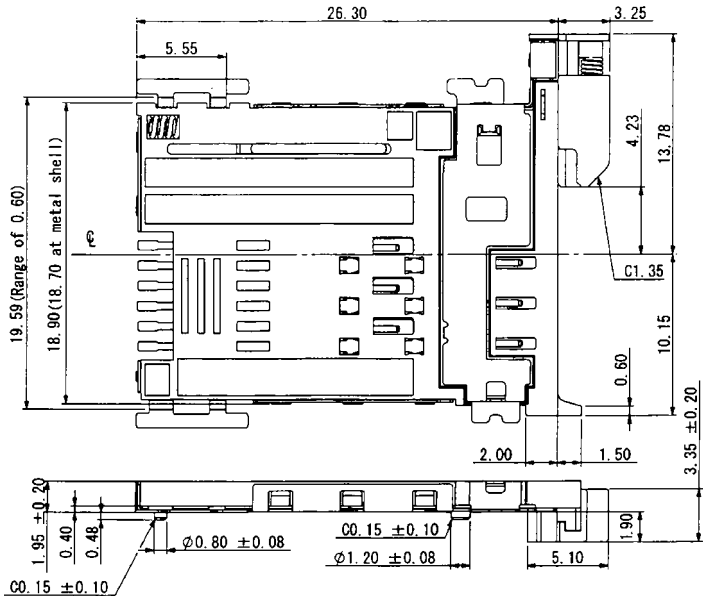

Recommended PCB Layout (mounting side)

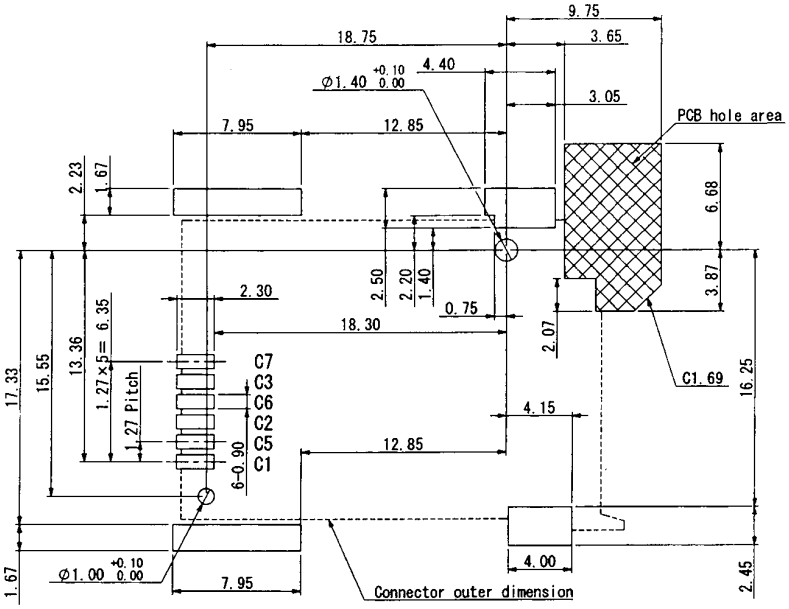

Card Insertion

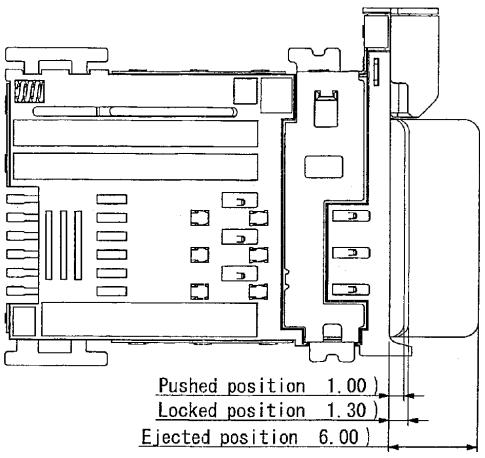

SPECIFICATIONS AND DRAWINGS ARE SUBJECT TO ALTERATION WITHOUT PRIOR NOTICE - DIMENSIONS IN MILLIMETER