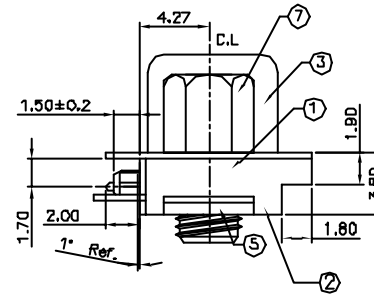
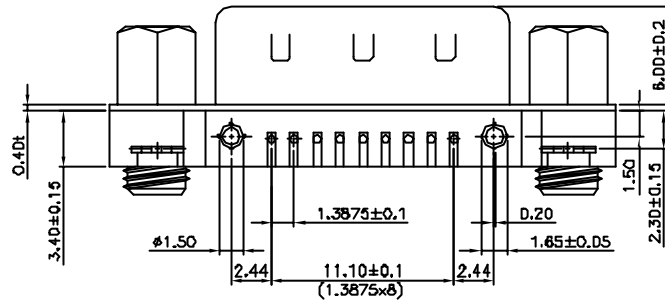
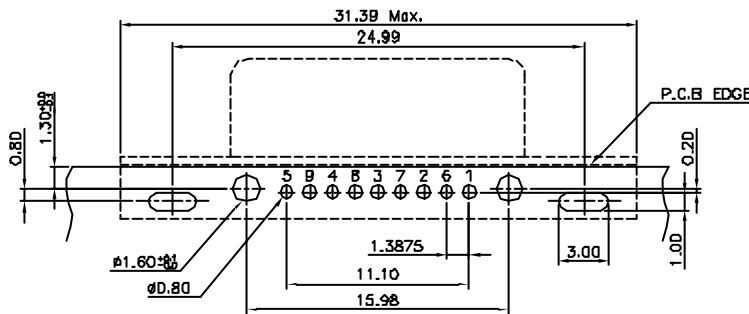


NOTE:  
070456FR009□□11BU

- Selective plating  
'G1.-05u" Min. gold in contact area/  
'G2.-Gold flash in contact area/  
'G3.-10u" Min. gold in contact area/  
'G4.-15u" Min. gold in contact area/  
'G5.-30u" Min. gold in contact area/  
'G6.-50u" Min. gold in contact area/



Recommended P.C.B Layout (P.C.B THICKNESS:1.6t)



NO.	DESCRIPTION	MATERIAL	COLOR	REMARK
7	Screw	Brass	—	Nickel Plated
6	Terminal	Brass	—	Gold Plated
5	Rivet	Brass	—	Nickel Plated
4	Fork	Brass	—	Tin Plated
3	Shell	SPCC	—	Nickel Plated
2	Cover	High temp plastic Green(322C)	—	UL 94V-0
1	Housing	High temp plastic Brown(322C)	—	UL 94V-0

**SUYIN**  
CONNECTOR

CUSTOMER COPY TITLE: 9 Pin D-SUB Connector Male R/A Type

PART NO. 070456MR009GX11BU

PART NO. (OLD)

DRAWING NO. 070456MR009GX11BU

SCALE 4:1 UNIT mm A4

ECN (DCN) NO.	REV	DATE	DESCRIPTION	CHANGE	APPRO.	GENERAL TOLERANCE UNLESS OTHERWISE NOTED
	0		NEW			Angle ±2° 30 ~ ±0.50 10 ~ 30 ±0.30 ~ 10 ±0.15

DRAW	DESIGN	CHECK	APPRO.