

# GREEN C BAND SUPERVISORY CHANNEL (1500-1520 NM) MICRO-OPTIC WDM

## MWDMGCSU Series

### Product Description

Oplink's Micro-Optic Wavelength Division Multiplexer (MWDM) is based on thin-film filter technology and patented athermal platform for optical device. MWDM-SU is used to add or drop supervisory channels. This device offers very flat and wide passband, low insertion loss, and high isolation, which make it ideal for high-power Optical Amplification Systems and DWDM Network applications. Oplink MWDM devices are Bellcore GR-1221 qualification tested and comply with industry green initiatives such as RoHS and WEEE. All Oplink products are epoxy-free in the optical path.



### Performance Specification

MWDMGCSU Series		Min	Typical	Max	Unit
Pass Channel Wavelength Range $\lambda_1$		1500		1520	nm
Reflection Channel Wavelength Range $\lambda_2$		1530		1563	nm
Insertion Loss *	Pass Channel @ $\lambda_1$			0.8	dB
	Reflect Channel @ $\lambda_2$			0.6	
Isolation	Reflect Channel @ $\lambda_1$	12			dB
	Pass Channel @ $\lambda_2$	30			
Passband Ripple				0.3	dB
Directivity		50			dB
Return Loss		50			dB
Polarization Dependent Loss				0.1	dB
Polarization Mode Dispersion				0.05	ps
Maximum Power Handling				500	mW
Fiber Type		Corning SMF-28			
Operating Temperature		0 to +70			°C
Storage Temperature		-40 to +85			°C
Package Dimensions **	250 $\mu$ m bare ber	P1: ( $\phi$ ) 5.5 x (L) 34.0		mm	
	900 $\mu$ m loose tube	P2: ( $\phi$ ) 5.5 x (L) 40.0			

Note:

\* Values are referenced without connector loss.

\*\* The mechanical tolerance should be  $\pm 0.2$  mm on all package dimensions unless otherwise custom specified.

\*\*\* The maximum IL is under all states of polarization and within the full operating temperature and wavelength ranges specified.

### Features

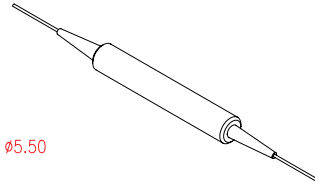
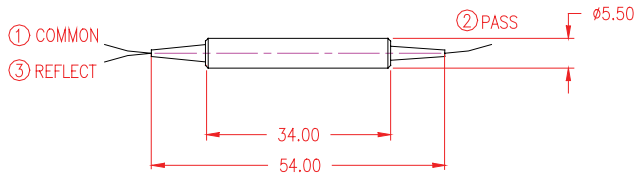
- ◆ Environmental Green Plan Compliance
- ◆ Wide Operating Wavelength Range
- ◆ Low Insertion Loss
- ◆ High Channel Isolation
- ◆ Ultra Flat Wide Passband
- ◆ Highly Stable & Reliable
- ◆ Epoxy-free Optical Path

### Applications

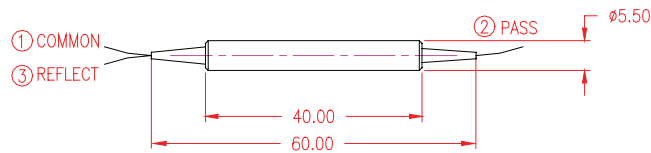
- ◆ Fiberoptic Amplifiers
- ◆ System Monitoring
- ◆ Fiberoptic Instruments
- ◆ Laboratory R&D

**Mechanical Drawing / Package Dimensions (dimension in mm)**

P1: SMF-28 250 μm bare fiber

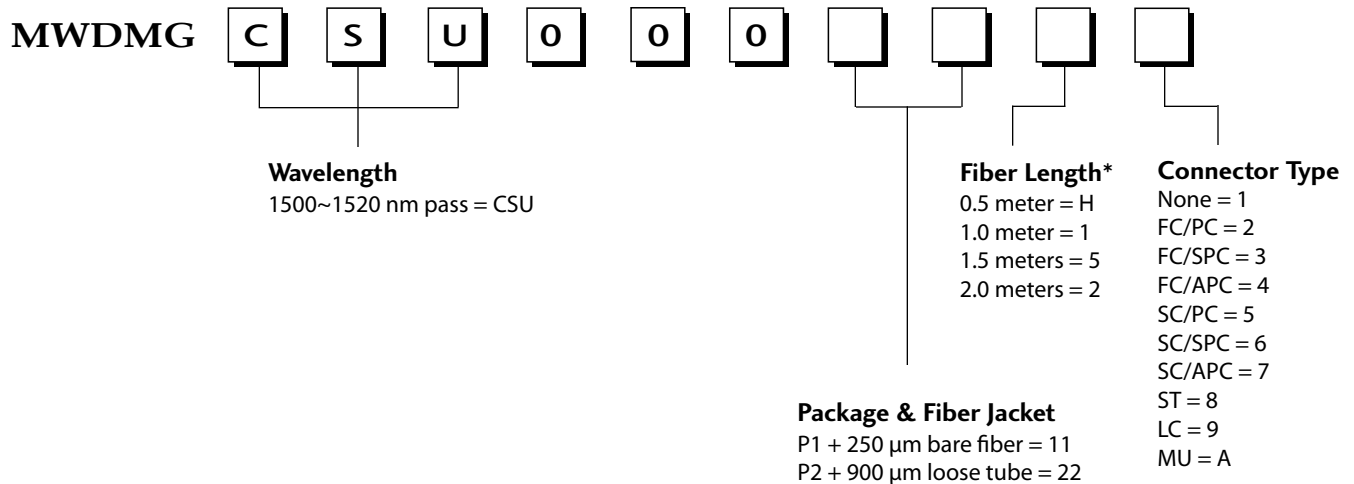


P2: 900 μm loose tube



**Ordering Information**

Oplink can provide a remarkable range of customized optical solutions. For detail, please contact Oplink's OEM design team or account manager for your requirements and ordering information (510) 933-7200.



\* The tolerance of fiber length is +/-0.1m. 1 meter is standard. The lead-time for special fiber length will be longer.