


**NEW!**

SMT Power Inductors – EPL2010 Series



- Smallest shielded power inductors; 2.0 × 2.0 × 1 mm high
- Extremely low DCR and very high SRF ratings
- Isat ratings as high as 2.9 A

Designer's Kit C412 contains 5 each of all values

Core material Ferrite

Core and winding loss See www.coilcraft.com/coreloss

Terminations Since August, 2008: RoHS compliant tin-silver-copper over tin over nickel over silver. Prior to August, 2008: RoHS compliant tin-silver-copper over gold over nickel over silver.

Weight 13 – 18 mg

Ambient temperature –40°C to +85°C with I_{rms} current, +85°C to +125°C with derated current

Storage temperature Component: –40°C to +125°C.

Packaging: –40°C to +80°C

Resistance to soldering heat Max three 40 second reflows at +260°C, parts cooled to room temperature between cycles

Moisture Sensitivity Level (MSL) 1 (unlimited floor life at <30°C / 85% relative humidity)

Failures in Time (FIT) / Mean Time Between Failures (MTBF) 38 per billion hours / 26,315,789 hours, calculated per Telcordia SR-332

Packaging 2000/7" reel; 7500/13" reel Plastic tape: 8 mm wide, 0.28 mm thick, 4 mm pocket spacing, 1.3 mm pocket depth

PCB washing Only pure water or alcohol recommended

Part number ¹	Inductance ² ±20% (µH)	DCR nom ³ (Ohms)	DCR max ³ (Ohms)	SRF typ ⁴ (MHz)	Isat (A) ⁵			I _{rms} (A) ⁶	
					10% drop	20% drop	30% drop	20°C rise	40°C rise
EPL2010-181ML_	0.18	0.024	0.029	615	1.3	2.2	2.9	2.37	3.17
EPL2010-271ML_	0.27	0.032	0.038	412	1.2	2.1	2.6	1.76	2.31
EPL2010-301ML_	This part number has been changed to EPL2010-271. The EPL2010-301 is not available								
EPL2010-421ML_	0.42	0.040	0.048	283	1.0	1.6	2.2	1.66	2.16
EPL2010-471ML_	This part number has been changed to EPL2010-421. The EPL2010-471 is not available								
EPL2010-681ML_	0.68	0.058	0.070	214	0.80	1.3	2.0	1.48	1.94
EPL2010-821ML_	0.82	0.068	0.082	173	0.70	1.2	1.6	1.28	1.68
EPL2010-102ML_	1.0	0.099	0.119	145	0.65	1.0	1.35	1.04	1.36
EPL2010-152ML_	1.5	0.141	0.155	102	0.60	0.95	1.30	0.799	1.04
EPL2010-222ML_	2.2	0.202	0.222	80	0.43	0.78	1.05	0.751	0.978
EPL2010-332ML_	3.3	0.272	0.299	63	0.35	0.63	0.85	0.671	0.879
EPL2010-472ML_	4.7	0.429	0.472	50	0.30	0.47	0.65	0.527	0.680
EPL2010-682ML_	6.8	0.512	0.563	46	0.24	0.43	0.57	0.440	0.575
EPL2010-822ML_	8.2	0.827	0.910	42	0.22	0.40	0.53	0.415	0.520
EPL2010-103ML_	10	0.914	1.00	33	0.20	0.35	0.47	0.392	0.495

1. When ordering, please specify **packaging** code:

EPL2010-103MLC

- Packaging:**
- C** = 7" machine-ready reel. EIA-481 embossed plastic tape (2000 parts per full reel).
 - B** = Less than full reel. In tape, but not machine ready. To have a leader and trailer added (\$25 charge), use code letter C instead.
 - D** = 13" machine-ready reel. EIA-481 embossed plastic tape. Factory order only, not stocked (7500 parts per full reel).

2. Inductance tested at 100 kHz, 0.1 V_{rms}, 0 Adc.

3. DCR measured on a micro-ohmmeter.

4. SRF measured using Agilent/HP 4395A network analyzer or equivalent.

5. DC current at which the inductance drops the specified amount from its value without current.

6. Current that causes the specified temperature rise from 25°C ambient.

7. Electrical specifications at 25°C.

Refer to Doc 362 "Soldering Surface Mount Components" before soldering.

Coilcraft®

Specifications subject to change without notice.
Please check our website for latest information.

Document 584-1 Revised 10/02/09

1102 Silver Lake Road Cary, Illinois 60013 Phone 847/639-6400 Fax 847/639-1469

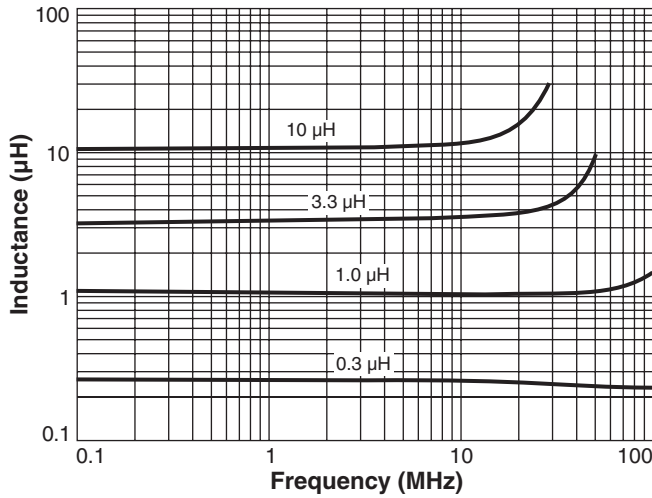
E-mail info@coilcraft.com Web <http://www.coilcraft.com>



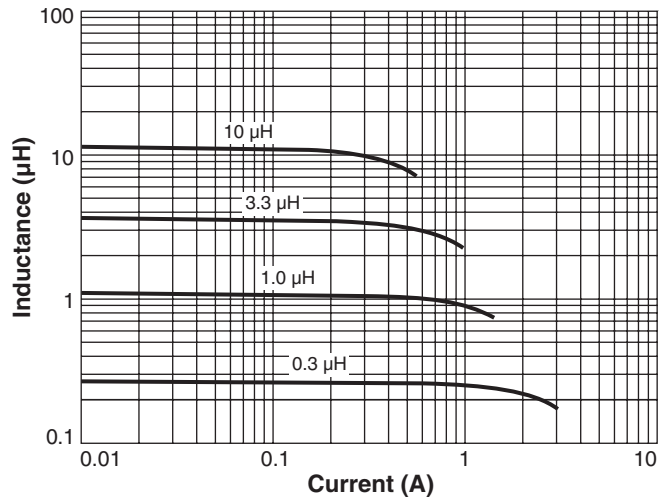
NEW!

SMT Power Inductors – EPL2010 Series

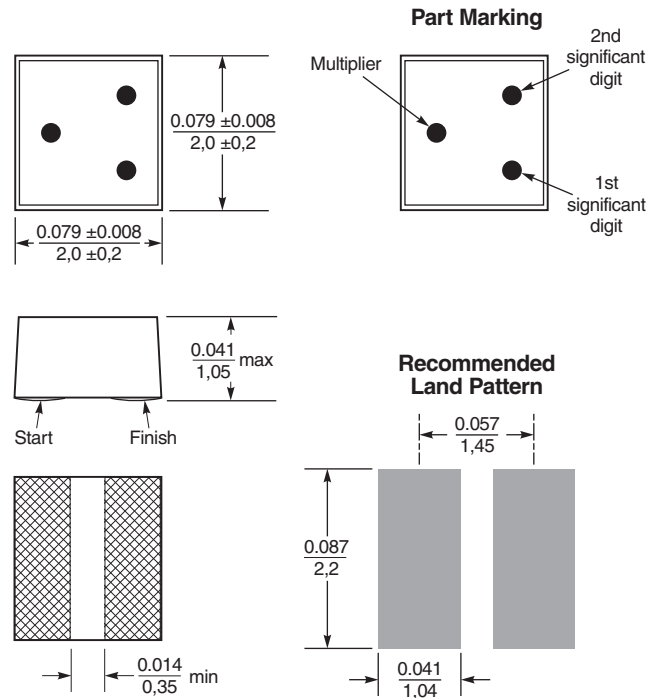
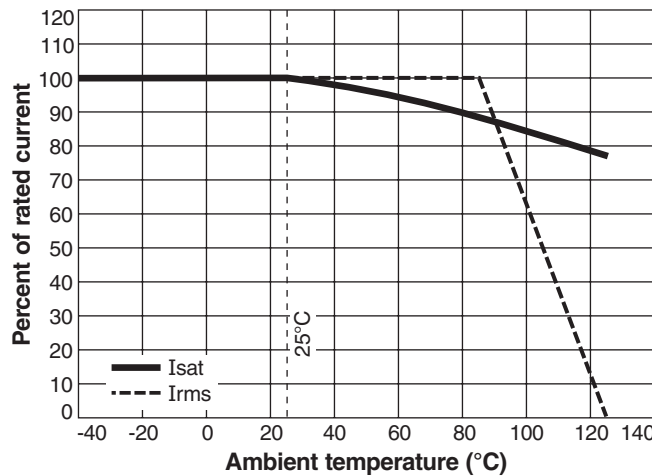
Typical L vs Frequency



Typical L vs Current



Current Derating



Part Marking (Parts manufactured prior to Oct. 20, 2009 may not be marked.)

Part number	Value	1st digit	2nd digit	Multiplier
EPL2010-181	0.18 µH	Brown	Gray	Brown
EPL2010-271	0.27 µH	Red	Violet	Brown
EPL2010-421	0.42 µH	Yellow	Red	Brown
EPL2010-681	0.68 µH	Blue	Gray	Brown
EPL2010-821	0.82 µH	Gray	Red	Brown
EPL2010-102	1.0 µH	Brown	Black	Red
EPL2010-152	1.5 µH	Brown	Green	Red
EPL2010-222	2.2 µH	Red	Red	Red
EPL2010-332	3.3 µH	Orange	Orange	Red
EPL2010-472	4.7 µH	Yellow	Violet	Red
EPL2010-682	6.8 µH	Blue	Gray	Red
EPL2010-822	8.2 µH	Gray	Red	Red
EPL2010-103	10 µH	Brown	Black	Orange

Note: All marked parts have three dots. Black dot, used only on -102 and -103 as the second significant digit, may be very difficult to see.

Dimensions are in $\frac{\text{inches}}{\text{mm}}$

Small surface blemishes are not unusual and do not adversely affect performance. Wire may be visible inside the voids.
 Acceptable void sizes:
 Top: 0.01 in / 0,254 mm × 0.01 in / 0,254 mm
 Sides: 0.02 in / 0,5 mm × 0.047 in / 1,2 mm



Specifications subject to change without notice. Please check our website for latest information.

Document 584-2 Revised 10/02/09

1102 Silver Lake Road Cary, Illinois 60013 Phone 847/639-6400 Fax 847/639-1469

E-mail info@coilcraft.com Web http://www.coilcraft.com