


Specifications

Insulation Resistance: 5,000MΩ min.
 Withstanding Voltage: 1,000V AC
 Contact Resistance: 15mΩ max.
 Current Rating: 3A
 Operating Temp. Range: -55°C to +105°C
 Soldering Temp.: 245°C / 3 sec.

Materials and Finish

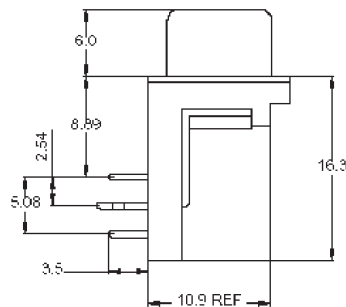
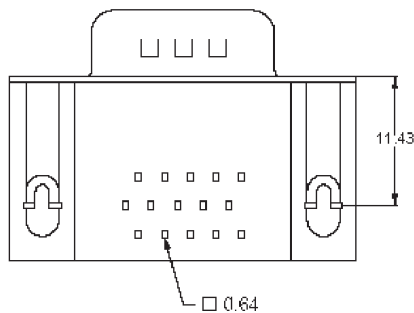
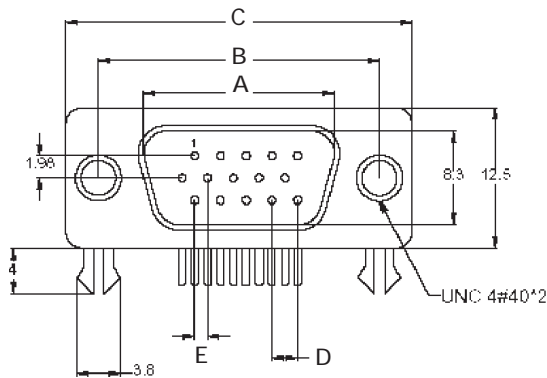
Insulator: PBT, rated UL94V-0
 Contacts: Brass
 Plating: Selective Gold



Features

- ⇨ Stamped contacts
- ⇨ Full gold plating
- ⇨ With snap-in latches for board lock
- ⇨ With M3 or 4-40UNC clinch nut

Outline Connector Dimensions



Part Numbers

15 Contacts

4-40 = Part No. CT09-15P5K272
 M3 = Part No. CT09-15P5K271




26 Contacts

4-40 = Part No. CT15-26P5K272
 M3 = Part No. CT15-26P5K271




44 Contacts

4-40 = Part No. CT25-44P5K272
 M3 = Part No. CT25-44P5K271

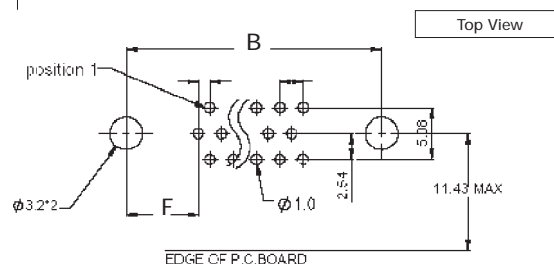


62 Contacts

4-40 = Part No. CT37-62P5K272
 M3 = Part No. CT37-62P5K271



Recommended PCB Layout



Part Number	No. of Contacts	A	B	C	D	E	F
CT09-15P5K27*	15	16.92	25.00	30.80	2.29	1.14	7.04
CT15-26P5K27*	26	25.25	33.30	39.20	2.29	1.14	6.88
CT25-44P5K27*	44	38.96	47.10	53.10	2.29	1.14	6.99
CT37-62P5K27*	62	55.42	63.50	69.40	2.41	1.20	7.00

Specifications


Insulation Resistance: 3,000MΩ min. (78 pin 5,000MΩ min.)
 Withstanding Voltage: 1,000V AC
 Contact Resistance: 15mΩ max. (78 pin 20mΩ max.)
 Current Rating: 3A (78 pin 2A)
 Operating Temp. Range: -55°C to +105°C
 Soldering Temp.: 245°C / 3 sec.

Materials and Finish

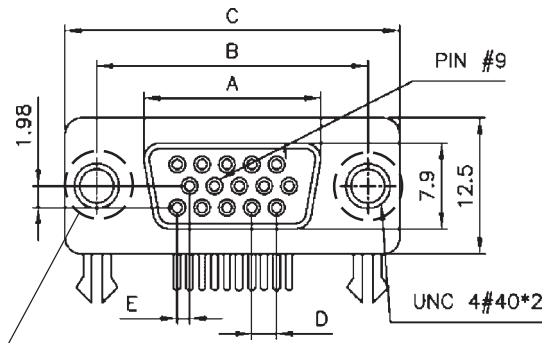
Insulator: Thermal plastic UL94V-0
 Contacts: Copper Alloy (78 pin Phosphor Bronze)
 Plating: Gold over Nickel

Features

- ✓ RoHS
- ⇨ Stamped contacts
- ⇨ Selective gold plating
- ⇨ With snap-in latches for PCB lock, or Through Hole to PCB with M3 or 4-40UNC clinch nut

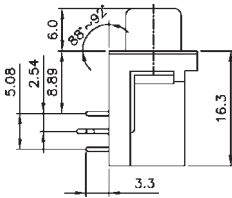


Outline Connector Dimensions

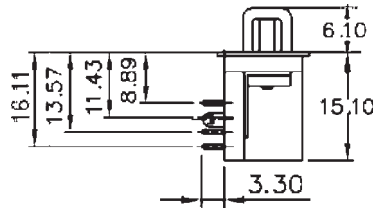


Without Snap-in Type has a Through Hole for Screw Fixing

For contacts:
15, 26, 44 and 62 pins

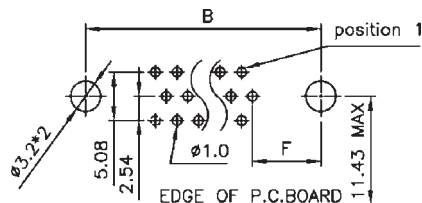


For contact: 78 pins

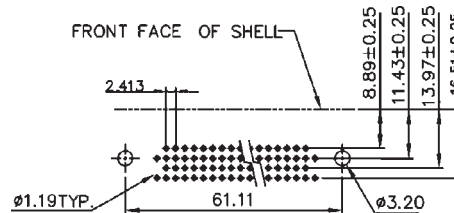


Recommended PCB Layout

For contacts:
15, 26, 44 and 62 pins

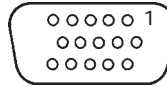


For 78 contacts

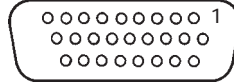


Part Numbers

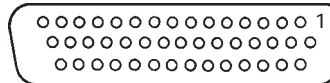
15 Contacts	With Snap-in	4-40 = Part No. CT09-15S5K228
	w/o Snap-in	M3 = Part No. CT09-15S5K229
		4-40 = Part No. CT09-15S5K222




26 Contacts	With Snap-in	4-40 = Part No. CT15-26S5K228
	w/o Snap-in	M3 = Part No. CT15-26S5K229
		4-40 = Part No. CT15-26S5K222



44 Contacts	With Snap-in	4-40 = Part No. CT25-44S5K228
	w/o Snap-in	M3 = Part No. CT25-44S5K229
		4-40 = Part No. CT25-44S5K222



62 Contacts	With Snap-in	4-40 = Part No. CT37-62S5K228
	w/o Snap-in	M3 = Part No. CT37-62S5K229
		4-40 = Part No. CT37-62S5K222



78* Contacts	With Snap-in	4-40 = Part No. CT50-78S5K228
	With Rivet	M3 = Part No. CT50-78S5K229
		4-40 = Part No. CT50-78S5L228

