



**CHENMKO ENTERPRISE CO.,LTD**

**CHIMH6PT**

**SURFACE MOUNT**

**Dual Digital Silicon Transistor**

VOLTAGE 50 Volts CURRENT 30 mAmpere

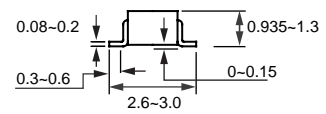
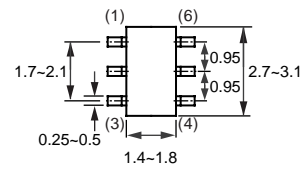

*Lead free devices*

**APPLICATION**

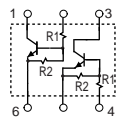
\* Switching circuit, Inverter, Interface circuit, Driver circuit.

**FEATURE**

- \* Small surface mounting type. (SC-74/SOT-457)
- \* High current gain.
- \* Suitable for high packing density.
- \* Low collector-emitter saturation.
- \* High saturation current capability.
- \* Two CHDTC144E transistors in one package.
- \* Built in bias resistor(R1=47kΩ, Typ. )



**CIRCUIT**



**LIMITING VALUES**

In accordance with the Absolute Maximum Rating System (IEC 60134).

SYMBOL	PARAMETER	CONDITIONS	MIN.	MAX.	UNIT
V <sub>CC</sub>	Supply voltage		-	50	V
V <sub>IN</sub>	Input voltage		-10	+40	V
I <sub>O</sub>	DC Output current		-	30	mA
I <sub>C(Max.)</sub>			-	100	
P <sub>TOT</sub>	Total power dissipation	T <sub>amb</sub> ≤ 25 °C, Note 1	-	300	mW
T <sub>STG</sub>	Storage temperature		-55	+150	°C
T <sub>J</sub>	Junction temperature		-	150	°C
R <sub>θJ-A</sub>	Thermal resistance	junction - ambient air	-	625	°C/W

**Note**

1. Transistor mounted on an FR4 printed-circuit board.

## RATING CHARACTERISTIC ( CHIMH6PT)

### CHARACTERISTICS

$T_{amb} = 25\text{ }^{\circ}\text{C}$  unless otherwise specified.

SYMBOL	PARAMETER	CONDITIONS	MIN.	TYP.	MAX.	UNIT
$V_{I(off)}$	Input off voltage	$I_o=100\mu\text{A}; V_{CC}=5.0\text{V}$	0.5	–	–	
$V_{I(on)}$	Input on voltage	$I_o=2\text{mA}; V_o=0.3\text{V}$	–	–	3.0	V
$V_{O(on)}$	Output voltage	$I_o=10\text{mA}; I_i=0.5\text{mA}$	–	–	0.3	V
$I_i$	Input current	$V_i=5\text{V}$	–	–	0.18	mA
$I_{C(off)}$	Output current	$V_i=0\text{V}; V_{CC}=50\text{V}$	–	–	0.5	$\mu\text{A}$
$h_{FE}$	DC current gain	$I_o=5\text{mA}; V_o=5.0\text{V}$	68	–	–	
$R_1$	Input resistor		32.9	47	61.1	$\text{K}\Omega$
$R_2/R_1$	Resistor ratio		0.8	1.0	1.2	
$f_T$	Transition frequency	$I_E=-5\text{mA}, V_{CE}=10.0\text{V}$ $f=100\text{MHz}$	–	250	–	MHz

### Note

1. Pulse test:  $t_p \leq 300\mu\text{s}; \delta \leq 0.02$ .

## RATING CHARACTERISTIC CURVES ( CHIMH6PT)

### Typical Electrical Characteristics

Fig.1 Input voltage vs. output current (ON characteristics)

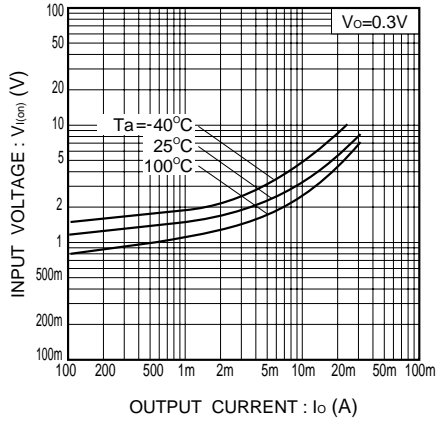


Fig.2 Output current vs. input voltage (OFF characteristics)

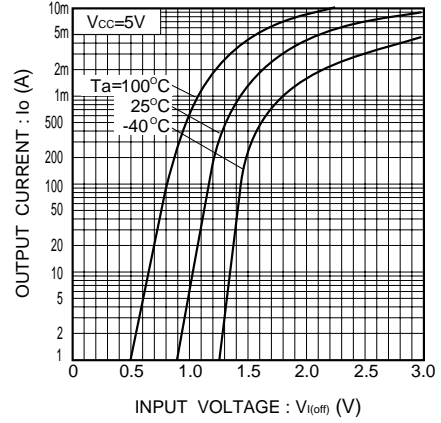


Fig.3 DC current gain vs. output current

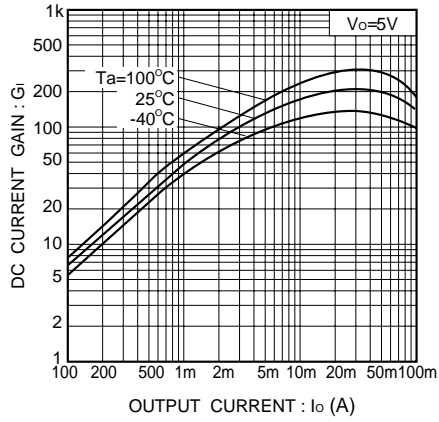


Fig.4 Output voltage vs. output current

