

## ISOLATED DC/DC CONVERTERS

48 VDC Input 12 VDC/55A Output, 1/4 Brick

**bel**  
POWER PRODUCTS

### 0RCM-55S12x RoHS Compliant PRELIMINARY Rev.D

- Isolated
- High Efficiency
- High Power Density
- Low Cost
- Over Temperature Protection
- Input Under-Voltage Lockout
- Input Over-Voltage Shutdown
- OCP/SCP
- Remote On/Off



### Description

The 0RCM-55S12x is isolated DC/DC onverter that operates from a nominal 48 VDC source. These converters use a full bridge power train to provide isolation and step down. These units will provide up to 600 W of output power from a nominal 55 VDC input. These units are designed to be highly efficient and low cost. Features include remote on/off, over current protection and under voltage lockout. These converters are provided in an industry standard quarter -brick package.

### Part Selection

Output Voltage	Input Voltage	Max. Output Current	Max. Output Power	Typical Efficiency	Model Number Active Low	Model Number Active High
12 Vdc	48 Vdc	55 A	600 W	97%	0RCM-55S12L	0RCM-55S120

- Notes:** 1. Add "G" suffix at the end of the model number to indicate Tray Packaging.  
2. All part numbers above indicate RoHS 6. Change the second letter "R" to "7" for RoHS 5 part numbers.

### Absolute Maximum Ratings

Parameter	Min	Typ	Max	Notes
Input Voltage (continuous)	-0.3 V	-	80 V	Non-operating
	-0.3 V	-	57 V	Operating
Remote On/Off (Active Low)	1 V	-	18 V	Module Off
	-0.3 V	-	0.6 V	Module On
Remote On/Off (Active High)	1 V	-	18 V	Module On
	-0.3 V	-	0.6 V	Module Off
Ambient Temperature	-40 °C	-	85 °C	
Storage Temperature	-55 °C	-	125 °C	

### Input Specifications

Parameter	Min	Typ	Max	Notes
Input Voltage	38 V	-	55 V	
Input Current (full load)	-	-	14.5 A	Vin=38 V
Input Current (no load)	-	80 mA	150 mA	
Remote Off Input Current	-	5 mA	10 mA	Active High
Input Reflected Ripple Current (pk-pk)	-	40 mA	100 mA	Tested with simulated source impedance of 12 uH, 5 Hz to 20 MHz; use a 100 uF/100 V electrolytic capacitor and 1 uF/100 V ceramic capacitor at the input.
Input Reflected Ripple Current (rms)	-	30 mA	50 mA	
I <sup>2</sup> t Inrush Current Transient	-	TBD	-	

## ISOLATED DC/DC CONVERTERS

48 VDC Input 12 VDC/55A Output, 1/4 Brick



### Input Specifications (continued)

Parameter	Min	Typ	Max	Notes
Input Over-Voltage Protection Threshold	58 V	59 V	60 V	Turn-Off Voltage Threshold
Input Over-Voltage Protection Threshold	57 V	58 V	59 V	Turn-On Voltage Threshold
Turn On Voltage Threshold	33 V	34.5 V	36 V	
Turn Off Voltage Threshold	32 V	33.5 V	35 V	

**Note:** All specifications are typical at 25 °C unless otherwise stated.

### Output Specifications

Parameter	Min	Typ	Max	Notes		
Output Voltage Set Point				I <sub>o</sub> =no load		
Vin=38 V	9.30 V	9.50 V	9.70 V			
Vin=48 V	11.80 V	12.0 V	12.20 V			
Vin=55 V	13.55 V	13.75 V	13.95 V			
Load Regulation	-	400 mV	600 mV			
Regulation Over Temperature (-40 °C to +85 °C)	-	300 mV	400 mV			
Output Current	0 A	-	55 A			
Operating Output Power Range	0 W	-	600 W	Vin=55 V		
Current Limit Threshold	110%	125%	140%			
Short Circuit Surge Transient	-	TBD	-			
Ripple and Noise (rms)	-	25 mV	60 mV	Test conditions: 0-20 MHz BW, with a 1 uF ceramic capacitor at the output.		
Ripple and Noise (pk-pk)	-	120 mV	200 mV			
Turn on Time	-	20 mS	35 mS			
Overshoot at Turn on	-	0%	3%			
Output Capacitance	0 uF	-	5000 uF			
Load sharing ( 2 units)	-	4%	-			
<b>Transient Response</b>						
50% ~ 75% Max Load	Overshoot	Vin=48 V	-	-	500 mV	Test conditions: di/dt = 1 A/uS, Vin=48 V, with a 1 uF ceramic capacitor at the output.
	Settling Time		-	-	200 uS	
75% ~ 50% Max Load	Overshoot		-	-	500 mV	
	Settling Time		-	-	200 uS	

**Note:** All specifications are typical at 25 °C unless otherwise stated.

## ISOLATED DC/DC CONVERTERS

48 VDC Input 12 VDC/55A Output, 1/4 Brick



### General Specifications

Parameter	Min	Typ	Max	Notes
Efficiency	-	97%	-	Vin=48 V, full load
Switching Frequency	96 kHz	125 kHz	-	
Isolation Capacitance	-	1500 pF	-	
Isolation Voltage	-	1500 V	-	
Over Temperature Protection	-	120 °C	-	
MTBF	TBD			Calculated Per Bell Core SR-332 (Vin=48 V; Io=80% full load; Ta = 25 °C)
Dimensions Inches (L x W x H) Millimeters (L x W x H)	2.30 x 1.45 x 0.50 58.42 x 36.83 x 12.70			
Weight	-	75 g	-	

**Note:** All specifications are typical at 25 °C unless otherwise stated.

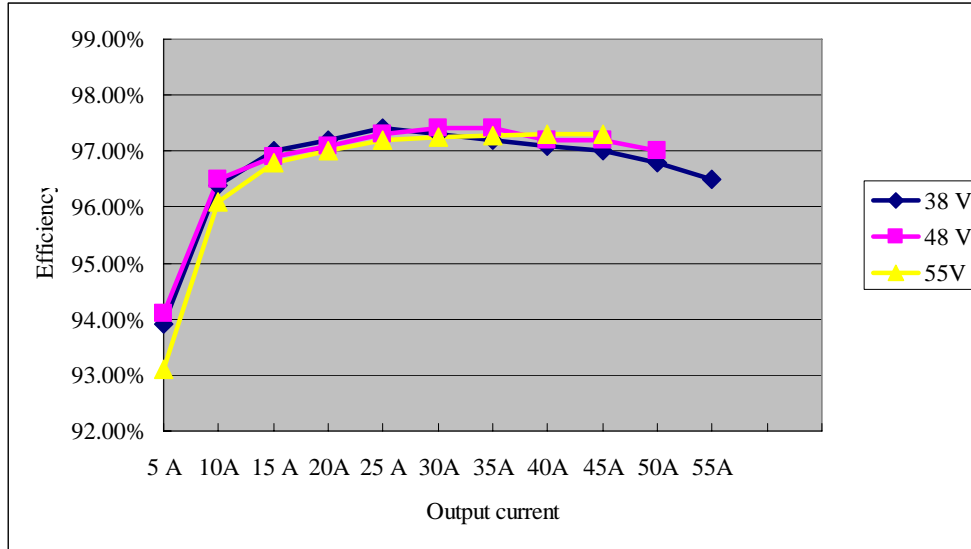
### Control Specifications

Parameter	Min	Typ	Max	Notes
<b>Remote On/Off</b>				
Signal High (Unit On)	1 V	-	12 V	The remote on/off pin is open: If active low, the Unit Off; If active high, the Unit On.
Signal Low (Unit Off)				
Signal High (Unit On)	-0.3 V	-	0.6 V	
Signal Low (Unit Off)				

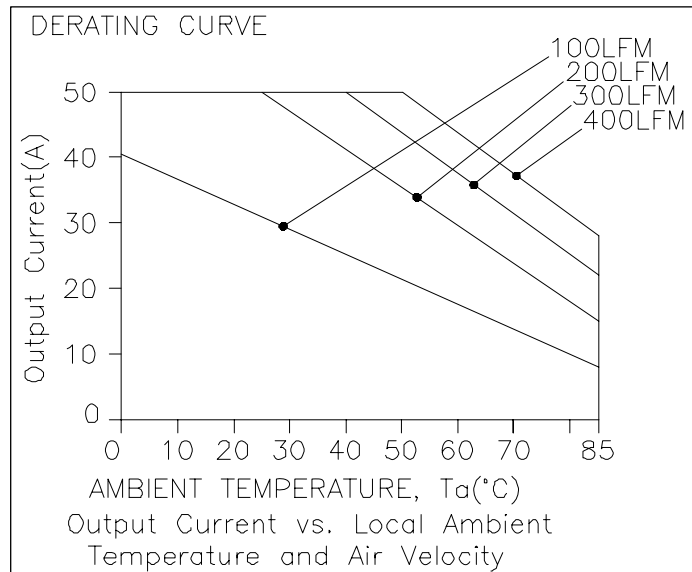
**ISOLATED DC/DC CONVERTERS**  
 48 VDC Input 12 VDC/55A Output, 1/4 Brick



**Efficiency Data**



**Thermal Derating Curve**

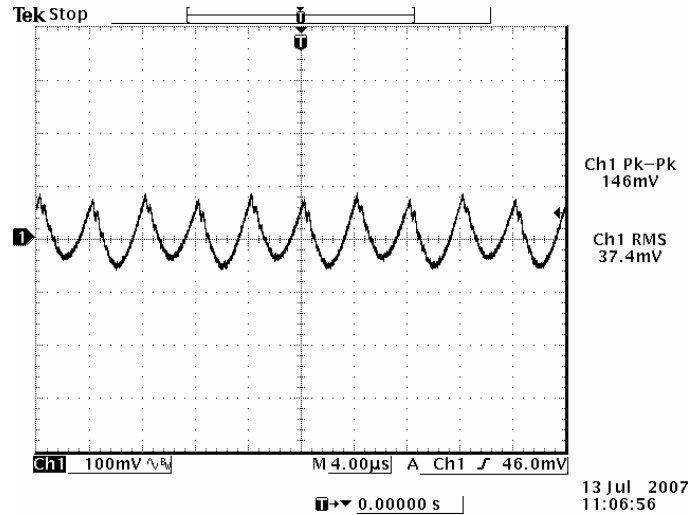


# ISOLATED DC/DC CONVERTERS

48 VDC Input 12 VDC/55A Output, 1/4 Brick

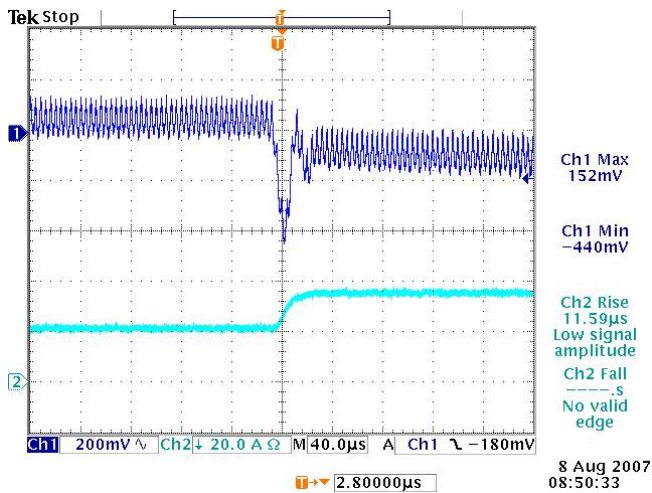


## Ripple and Noise Waveform

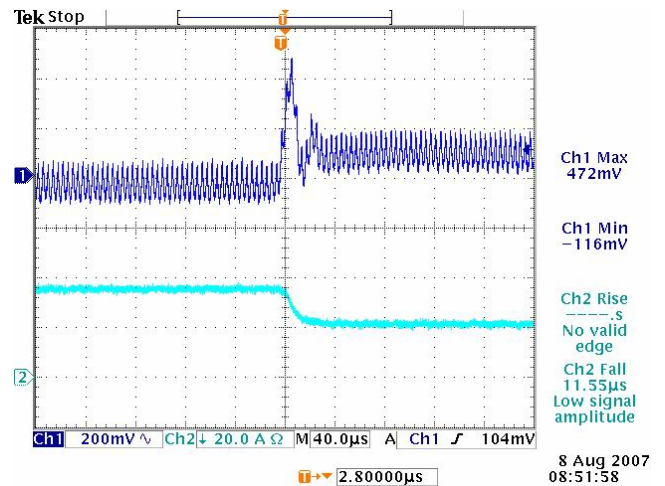


**Note:** Ripple and noise at full load, 48 Vdc input, with 1uF ceramic cap at output and Ta=25 deg C.

## Transient Response Waveforms



50% to 75% load Transient at 48 Vdc input



75% to 50% load Transient at 48 Vdc input

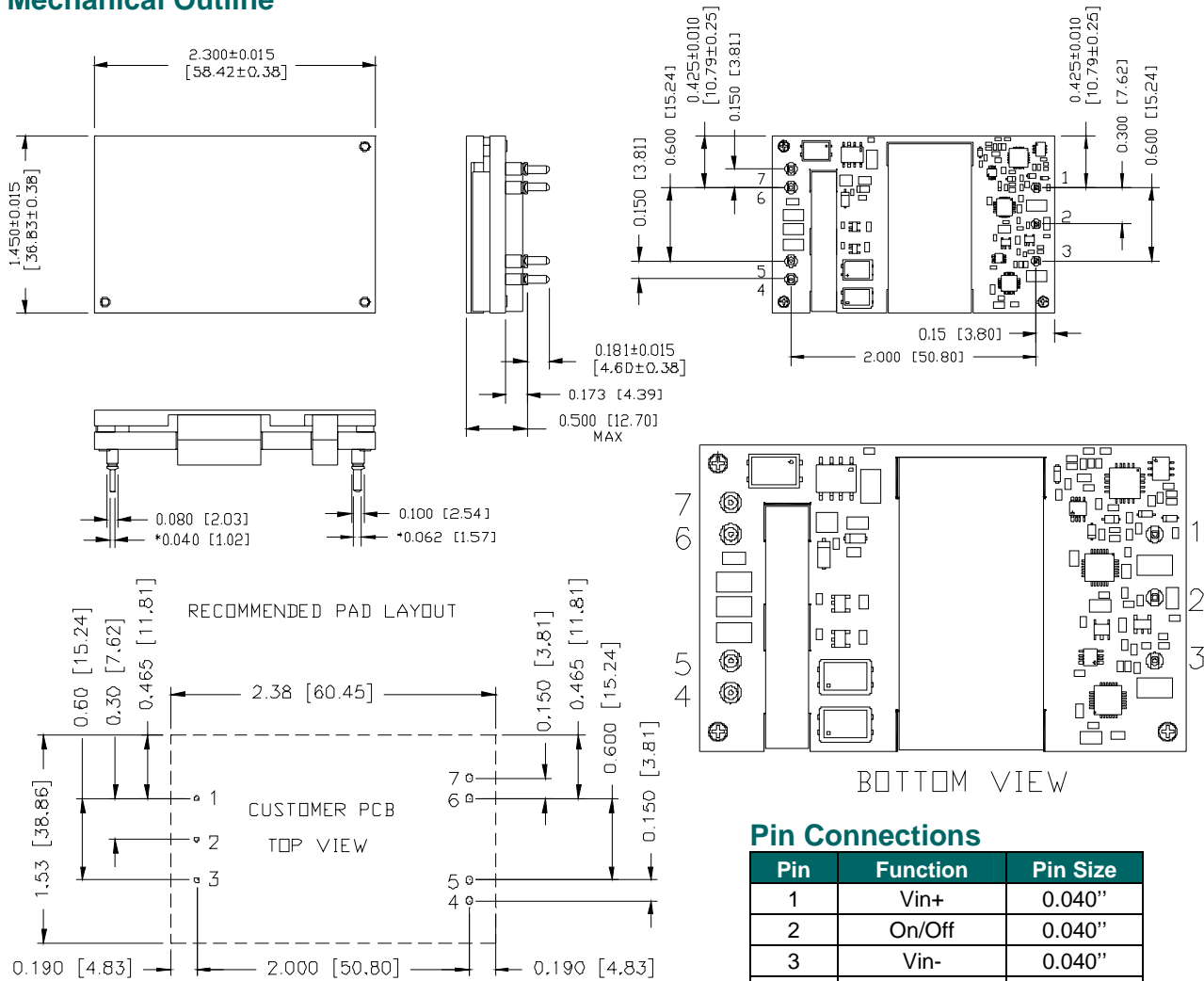
**Note:** Transient Response at 48 Vdc input, di/dt=1 A/uS, Cout=1uF ceramic cap, and Ta=25 deg C.

# ISOLATED DC/DC CONVERTERS

48 VDC Input 12 VDC/55A Output, 1/4 Brick



## Mechanical Outline



1,2,3  $\phi$ 0.047 HOLE SIZE,  $\phi$ 0.08 min PAD SIZE  
 4,5,6,7  $\phi$ 0.07 HOLE SIZE,  $\phi$ 0.10 min PAD SIZE

## Pin Connections

Pin	Function	Pin Size
1	Vin+	0.040"
2	On/Off	0.040"
3	Vin-	0.040"
4	Vout+	0.062"
5	Vout-	0.062"
6	Vout+	0.062"
7	Vout-	0.062"

**Note:** The heat sink can be customer made.

## RoHS Compliance

Complies with the European Directive 2002/95/EC, calling for the elimination of lead and other hazardous substances from electronic products.



©2008 Bel Fuse Inc. Specifications subject to change without notice. 121808

### CORPORATE

**Bel Fuse Inc.**  
 206 Van Vorst Street  
 Jersey City, NJ 07302  
 Tel 201-432-0463  
 Fax 201-432-9542  
[www.belfuse.com](http://www.belfuse.com)

### FAR EAST

**Bel Fuse Ltd.**  
 8F/ 8 Luk Hop Street  
 San Po Kong  
 Kowloon, Hong Kong  
 Tel 852-2328-5515  
 Fax 852-2352-3706  
[www.belfuse.com](http://www.belfuse.com)

### EUROPE

**Bel Fuse Europe Ltd.**  
 Preston Technology Management Centre  
 Marsh Lane, Suite G7, Preston  
 Lancashire, PR1 8UD, U.K.  
 Tel 44-1772-556601  
 Fax 44-1772-888366  
[www.belfuse.com](http://www.belfuse.com)