


# TACT Switch™ 6.2mm Diameter Round Terminal (Radial Type)

SKRG Series



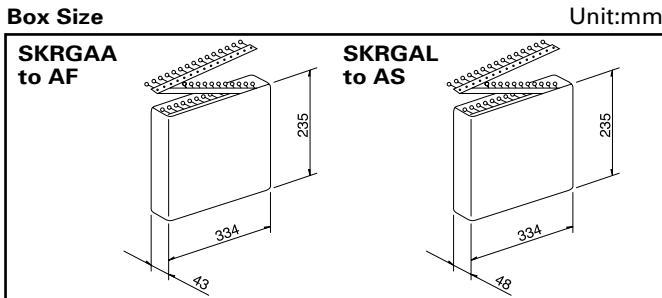
Round-terminal vertical type with excellent PC board mounting performance.



## Product Line

Product No.	Operating force	Operating direction	Travel (mm)	Rating (max.)	Rating (min.)	Operating life (5mA 5V DC)	Initial contact resistance	Stem color	Stem height	Minimum order unit (pcs.)
SKRGAAD010	1.27N	Vertical	0.25	50mA 12V DC	10 $\mu$ A 1V DC	500,000cycles	500m max.	Black	h=4.3mm	2,000
SKRGABD010	1.57N							White		
SKRGACD010	2.55N					Gray				
SKRGADD010	1.27N					Black		h=5mm		
SKRGAED010	1.57N					White				
SKRGAFD010	2.55N					Gray		h=7mm		
SKRGALD010	1.27N					Black				
SKRGAMD010	1.57N					White				
SKRGAND010	2.55N					Gray		h=9.5mm		
SKRGAOD010	1.27N					Black				
SKRGARD010	1.57N					White				
SKRGASD010	2.55N					Gray				

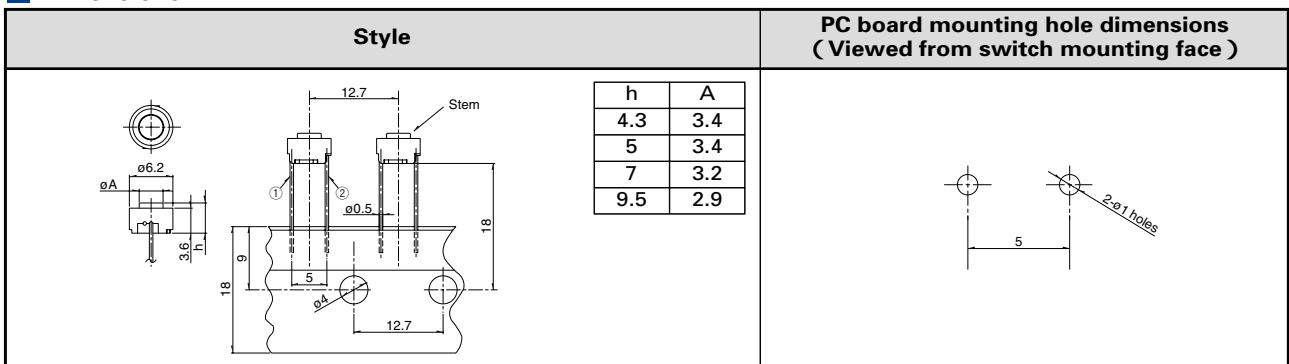
## Specification of Radial Taping Package (Taping Packaging for Auto-insertion)



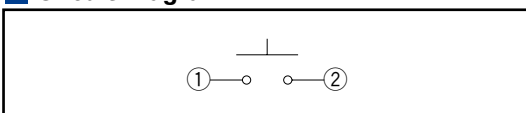
Number of packages ( pcs. )		
1 box	1 case /Japan	1 case /export packing
2,000	20,000	20,000

## Dimensions

Unit:mm



## Circuit Diagram



## Notes

- Please use 1.6mm thick PC boards.
- Please place purchase orders for taping products per minimum order unit (1 reel or a case).

Refer to P.306 for soldering conditions.

## List of Varieties

### Sharp Feeling Type

Series	SKSC	SKRE	SKRT	SKRV	SKRH	SKQU	SKRG	SKQK	SKQN	SKRC	
Detector											
Push											
Slide											
Rotary											
Encoders											
Power											
Dual-in-line Package Type											
TACT Switch™											
Custom-Products											
	Surface mount						Radial				
	Low-profile Horizontal type		Horizontal type	4-direction switch + push switch			Round terminal type		Round terminal Horizontal type	Water-proof	
Operating direction	Vertical										
	Horizontal										
Dimensions (mm)	W	3.5	3.9	4.5	6.45	7.35	10	φ6.2	6.6	7.3	φ9
	D	3.55			6.4	7.5				6.85	
	H	1.25	1.5	3.3	4	5	7.1	4.3	5	7.1	13
Operation force coverage	1N	↕	↕	●	See the relevant pages for respective product descriptions			↕	↕	↕	↕
	5N										
Ground terminal											
Operating temperature range	-20 to +70 SKRV/QK										
	-30 to +85										
Electrical performance	Insulation resistance	100M min. 100V DC									
	Voltage proof	250V AC for 1min. SKSC/RE/RV/RH : 100V AC for 1min.									
Durability	Vibration	10 to 55 to 10Hz/min., the amplitude is 1.5mm for all the frequencies, in the 3 direction of X, Y and Z for 2hours respectively									
	Lifetime	Shall be in accordance with individual specifications.									
Environmental performance	Cold	-30 ± 2 for 96h									
	Dry heat	80 ± 2 for 96h									
	Damp heat	60 ± 2 , 90 to 95%RH for 96h									
Page	289	290	291	480	481	482	292	294	293	295	

W : Width. The most outer dimension excluding terminal portion.  
D : Depth. The most outer dimension excluding terminal portion.  
H : Height. The minimum dimension if there are variances.

TACT Switch™ Soldering Conditions .....306  
TACT Switch™ Cautions .....307  
Product Line of Knob for TACT Switch™ .....308

#### Note

The automotive operating temperature range to be individually discussed upon request.

## Soldering Conditions

### Condition for Reflow

Available for Surface Mount Type.

1. Heating method: Double heating method with infrared heater.
2. Temperature measurement: Thermocouple 0.1 to 0.2 CA(K) or CC(T) at solder joints( copper foil surface ). A heat resistive tape should be used to fix thermocouple.
3. Temperature profile



### Note

1. The above temperature shall be measured on the mounting surface of a PC board. There are cases where the PC board's temperature greatly differs from that of the switch, depending on the material, size, thickness of PC boards and others. The above-stated conditions shall also apply to switch surface temperatures.
2. Soldering conditions differ depending on reflow soldering machines. Prior verification of soldering condition is highly recommended.

### Conditions for Auto-dip

Available for Snap-in Type and Radial Type  
(Except SKHJ, SKHL, SKQJ, SKQK, SKEG series)

Items	Condition
Flux built-up	Mounting surface should not be exposed to flux
Preheating temperature	Ambient temperature of the soldered surface of PC board. 100 max.
Preheating time	60s max.
Soldering temperature	260 max.
Duration of immersion	5s max.
Number of soldering	2times max.

### Manual Soldering ( Except SKRT Series )

Items	Condition
Soldering temperature	350 max.
Duration of soldering	3s max.
Capacity of soldering iron	60W max.

### Notes

1. Consult with us for availability of TACT Switch™ washing.
2. Prevent flux penetration from the top side of the TACT Switch™.
3. Switch terminals and a PC board should not be coated with flux prior to soldering.
4. The second soldering should be done after the switch is stable with normal temperature.
5. Use the flux with a specific gravity of min 0.81.  
( EC-19S-8 by TAMURA Corporation, or equivalents. )

Detector  
Push  
Slide  
Rotary  
Encoders  
Power  
Dual-in-line Package Type  
TACT Switch™  
Custom-Products

Sharp Feeling  
Soft Feeling  
Snap-in Type  
Surface Mount Type  
Radial Type