



**Data Sheet**



Product Category: IF SAW Filter

Part Number: 835-IF70.0M-DA      Package: 35.0 x 12.8 Thru Hole      Application: Base Station & Repeater      Last Modified: May 24 2003

TYPE :  
70.0 MHz Bandpass Filter  
26.25 MHz Bandwidth

PART NUMBER :  
**835-IF70.0M-DA**

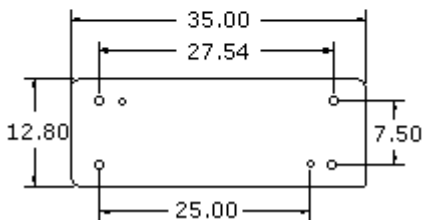
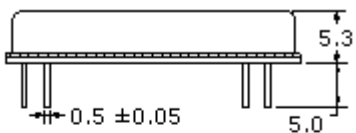


**OPERATING CONDITIONS / ELECTRICAL CHARACTERISTICS**

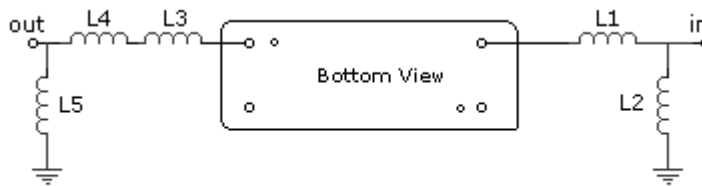
PARAMETERS	Minimum	Typical	Maximum	Units
Center Frequency	69.93	70.00	70.07	MHz
Insertion Loss	-	24.2	25	dB
1dB Bandwidth	25.5	25.65	-	MHz
3dB Bandwidth	26.1	26.25	-	MHz
40dB Bandwidth	-	28.45	28.7	MHz
Passband Ripple	-	0.70	1.0	dB
Group Delay Variation	-	42	70	nsec
Absolute Delay	-	1.876	-	µsec
Ultimate Rejection	50	55	-	dB
Substrate Material	-	128° LN	-	-
Ambient Temperature	-	25	-	°C

\* Custom SAW IF Filters available. Contact Oscilent for assistance.

**PACKAGE OUTLINE (mm)**



**TEST FIXTURE**



L1 = 56nH      L4 = 33nH  
L2 = 120nH      L5 = 180nH  
L3 = 56nH  
Source/Load Impedance = 50 ohms

**Part No.:** 835-IF70.0M-DA

**Oscilent Corporation** - CALL **949.252.0522**

17962 Sky Park Circle . Building D . Irvine . CA 92614 . USA  
Fax: 949.252.0599 . E-Mail: Sales@Oscilent.com

---

[Crystal Oscillators](#) | [Quartz Crystal](#) | [TCXO](#) | [VCXO](#) | [IF SAW Filter](#) | [RF SAW Filter](#) | [Ceramic Resonator](#)  
[Crystal Filter](#) | [Ceramic Filter](#) | [SAW Filter / SAW Devices](#) | [Site Map](#)