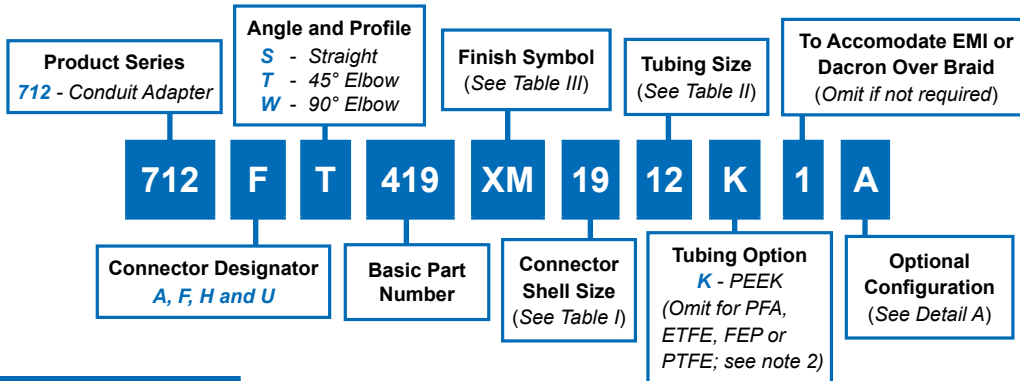
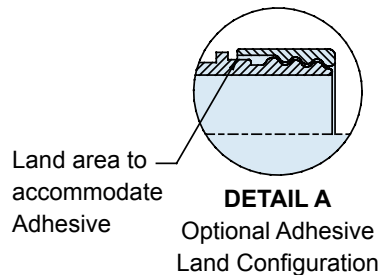
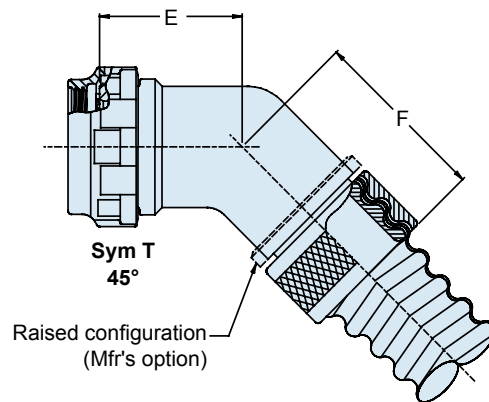
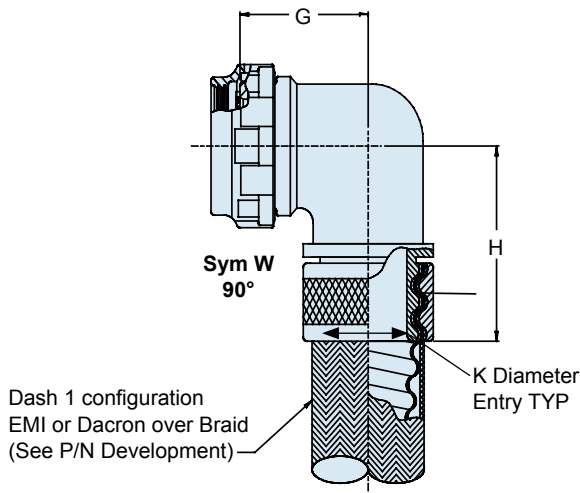
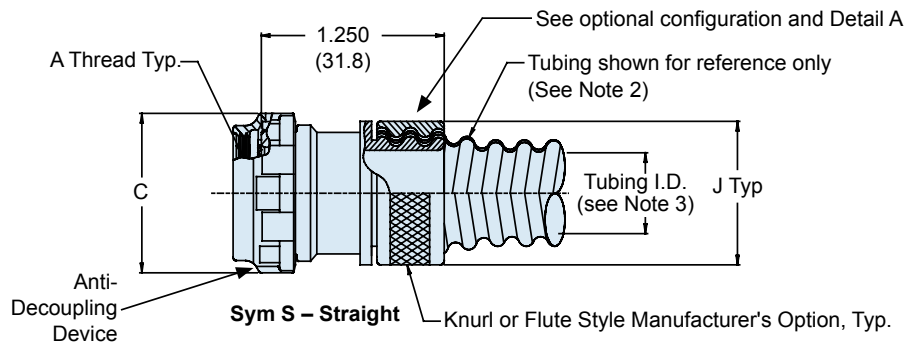


# 712-419 Composite Conduit-to-Connector Adapter Straight, 45° and 90° For Glenair Series 74 Helical Convuluted Tubing



CONNECTOR DESIGNATOR:	
<b>A</b>	MIL-DTL-5015 / -26482 / -83723
<b>F</b>	MIL-DTL-38999 Series I, II
<b>H</b>	MIL-DTL-38999 Series III and IV
<b>U</b>	DG123 and DG123A
<b>SELF-LOCKING</b>	
<b>ROTATABLE COUPLING</b>	
<b>LOW PROFILE</b>	



**712-419**  
**Composite Conduit-to-Connector Adapter**  
**Straight, 45° and 90°**  
**For Glenair Series 74 Helical Convulsed Tubing**



**TABLE I: CONNECTOR SHELL SIZE ORDER NUMBER**

Shell Size		E	F	G	H	Tubing
A, F & H	G & U	±.06 (1.5)	±.09 (2.3)	±.06 (1.5)	±.09 (2.3)	Size Max.
08, 09	–	.72 (18.3)	.89 (22.6)	.69 (17.5)	1.11 (28.2)	09
03, 10, 11	08	.75 (19.1)	.95 (24.1)	.75 (19.1)	1.16 (29.5)	12
12, 13	10, 11	.75 (19.1)	1.02 (25.9)	.81 (20.6)	1.22 (31.0)	16
14, 15	12, 13	.76 (19.3)	1.05 (26.7)	.88 (22.4)	1.29 (32.8)	20
16, 17	14, 15	.78 (19.8)	1.07 (27.2)	.94 (23.9)	1.35 (34.3)	24
18, 19	16, 17	.79 (20.1)	1.08 (27.4)	.97 (24.6)	1.38 (35.1)	28
20, 21	18, 19	.82 (20.8)	1.11 (28.2)	1.06 (26.9)	1.47 (37.3)	32
22, 23	20	.86 (21.8)	1.15 (29.2)	1.13 (28.7)	1.54 (39.1)	32
24, 25, 61	22, 23	.89 (22.6)	1.18 (30.0)	1.19 (30.2)	1.73 (43.9)	40
28	24, 25	.92 (23.4)	1.21 (30.7)	1.34 (34.0)	1.82 (46.2)	40

**TABLE II: TUBING SIZE**

Tubing Size	Conduit I.D.	J Dia Max	K Dia. Entry ± .03 (.76)
06	.188 (4.8)	.54 (13.7)	.12 (3.0)
09	.281 (7.1)	.63 (16.0)	.22 (5.6)
10	.312 (7.9)	.69 (17.5)	.24 (6.1)
12	.375 (9.5)	.73 (18.5)	.29 (7.4)
14	.437 (11.1)	.80 (20.3)	.34 (8.6)
16	.500 (12.7)	.87 (22.1)	.40 (10.2)
20	.625 (15.9)	1.00 (25.4)	.52 (13.2)
24	.750 (19.1)	1.18 (30.0)	.65 (16.5)
28	.875 (22.2)	1.32 (33.5)	.78 (19.8)
32	1.000 (25.4)	1.47 (37.3)	.90 (22.9)
40	1.250 (31.8)	1.76 (44.7)	1.08 (27.4)
48	1.500 (38.1)	2.13 (54.1)	1.32 (33.5)

**TABLE III**

Symbol	Finish Description
XB	No Plating - Black Color (Non-Conductive Finish)
XM	2000 Hour Corrosion Resistant Electroless Nickel
XMT	2000 Hour Corrosion Resistant Ni-PTFE, Nickel-Fluorocarbon Polymer. <i>1000 Hour Grey™</i>
XO	No Plating - Brown Color (Non-Conductive Finish)
XW	2000 Hour Corrosion Resistant Cadmium/Olive Drab over Electroless Nickel

**APPLICATION NOTES**

- Metric dimensions (mm) are in parentheses and are for reference only.
- Convulsed tubing size, tubing to be ordered separately (see Series 74 Catalog, Type A Tubing Section, Standard Pitch). Dash 1 configuration accommodates Type B or D Tubing. For PTFE maximum lengths - consult factory.
- Different adapters are necessary to terminate PEEK tubing. Nominal I.D. reduced by approximately .060 (use Suffix P) in P/N development. For permanent termination use 3M Scotch Weld after installing tubing/shielding, see Detail A.