

Silicon PNP Power Transistors

2SA1488 2SA1488A

**DESCRIPTION**

- With TO-220F package
- Complement to type 2SC3851/3851A

**APPLICATIONS**

- Audio and general purpose

**PINNING**

PIN	DESCRIPTION
1	Base
2	Collector
3	Emitter

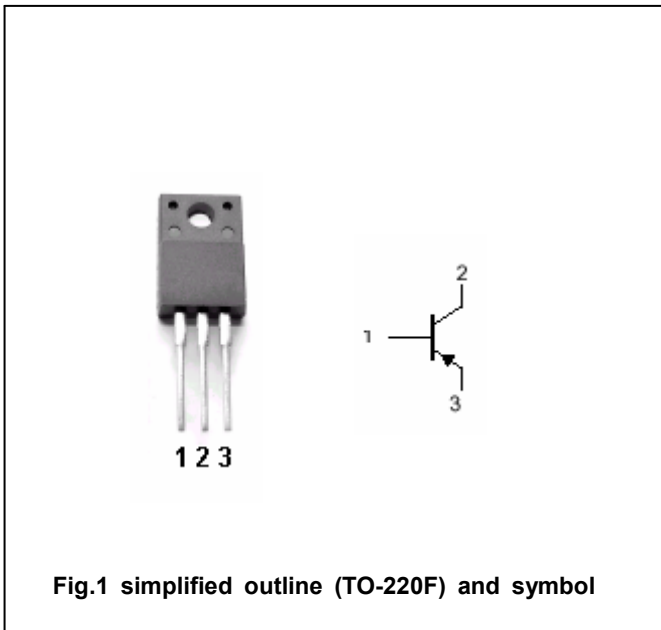


Fig.1 simplified outline (TO-220F) and symbol

**Absolute maximum ratings (Ta=25°C)**

SYMBOL	PARAMETER	CONDITIONS	VALUE	UNIT
V <sub>CBO</sub>	Collector-base voltage	2SA1488	-60	V
		2SA1488A	-80	
V <sub>CEO</sub>	Collector-emitter voltage	2SA1488	-60	V
		2SA1488A	-80	
V <sub>EBO</sub>	Emitter-base voltage	Open collector	-6	V
I <sub>C</sub>	Collector current		-4	A
I <sub>B</sub>	Base current		-1	A
P <sub>C</sub>	Collector dissipation	T <sub>C</sub> =25°C	25	W
T <sub>j</sub>	Junction temperature		150	°C
T <sub>stg</sub>	Storage temperature		-55~150	°C

## Silicon PNP Power Transistors

## 2SA1488 2SA1488A

## CHARACTERISTICS

T<sub>j</sub>=25 °C unless otherwise specified

SYMBOL	PARAMETER	CONDITIONS	MIN	TYP.	MAX	UNIT
V <sub>(BR)CEO</sub>	Collector-emitter breakdown voltage	2SA1488	I <sub>C</sub> =-25mA ; I <sub>B</sub> =0	-60		V
		2SA1488A		-80		
V <sub>CEsat</sub>	Collector-emitter saturation voltage	I <sub>C</sub> =-2.0A; I <sub>B</sub> =-0.2A			-0.5	V
I <sub>CBO</sub>	Collector cut-off current	2SA1488	V <sub>CB</sub> =-60V; I <sub>E</sub> =0		-0.1	mA
		2SA1488A		V <sub>CB</sub> =-80V; I <sub>E</sub> =0		
I <sub>EBO</sub>	Emitter cut-off current	V <sub>EB</sub> =-6V; I <sub>C</sub> =0			-0.1	mA
h <sub>FE</sub>	DC current gain	I <sub>C</sub> =-1A ; V <sub>CE</sub> =-4V	40			
f <sub>T</sub>	Transition frequency	I <sub>C</sub> =-0.2A ; V <sub>CE</sub> =-12V		15		MHz
C <sub>OB</sub>	Output capacitance	I <sub>E</sub> =0 ; V <sub>CB</sub> =-10V; f=1MHz		90		pF

## Switching time

t <sub>on</sub>	Turn-on time	I <sub>C</sub> =-2.0A; I <sub>B1</sub> =-I <sub>B2</sub> =-0.2A V <sub>CC</sub> =-12V , R <sub>L</sub> =6Ω		0.25		μs
t <sub>s</sub>	Storage time			0.75		μs
t <sub>f</sub>	Fall time			0.25		μs

Silicon PNP Power Transistors

2SA1488 2SA1488A

PACKAGE OUTLINE

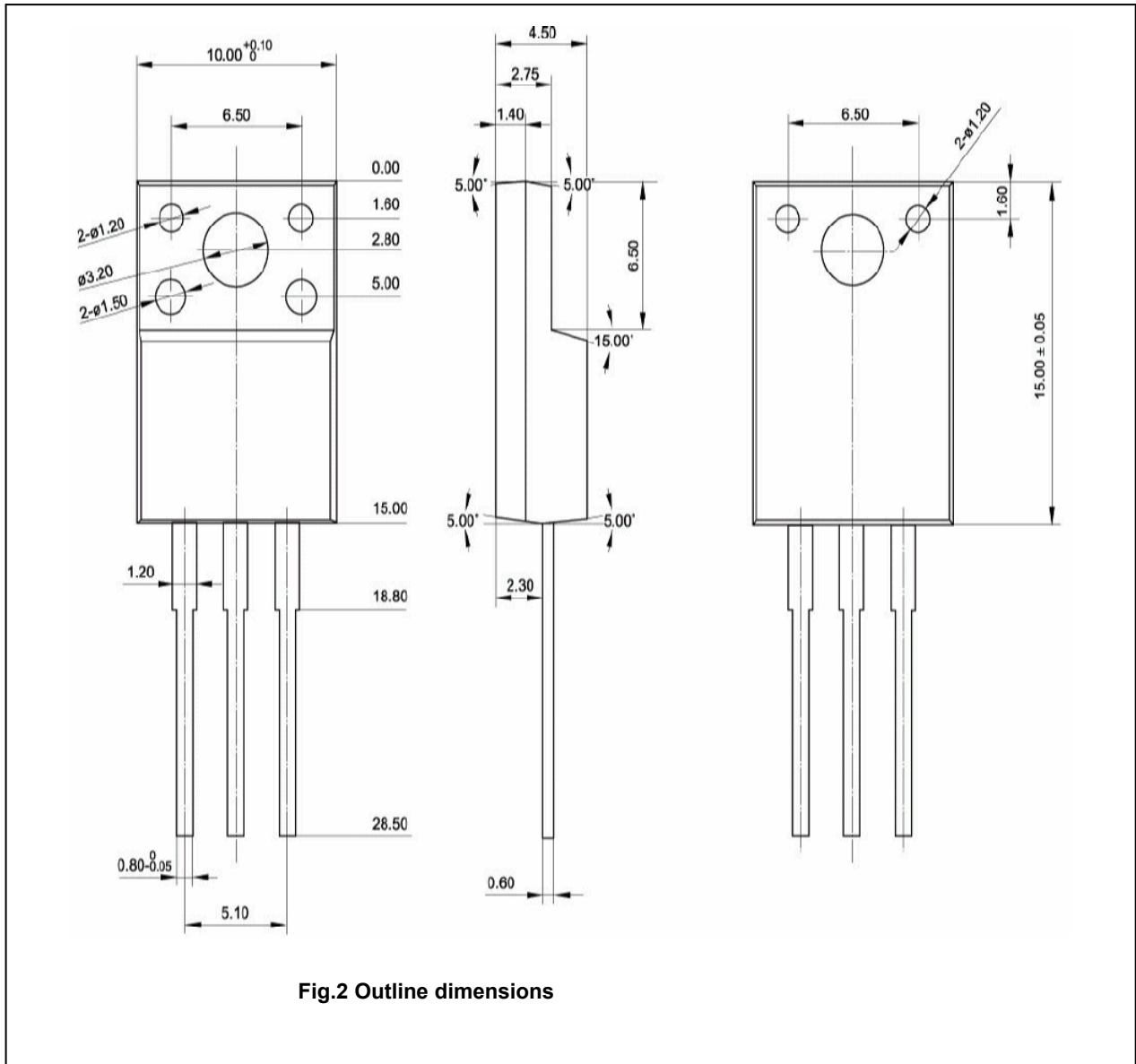


Fig.2 Outline dimensions

Silicon PNP Power Transistors

2SA1488 2SA1488A

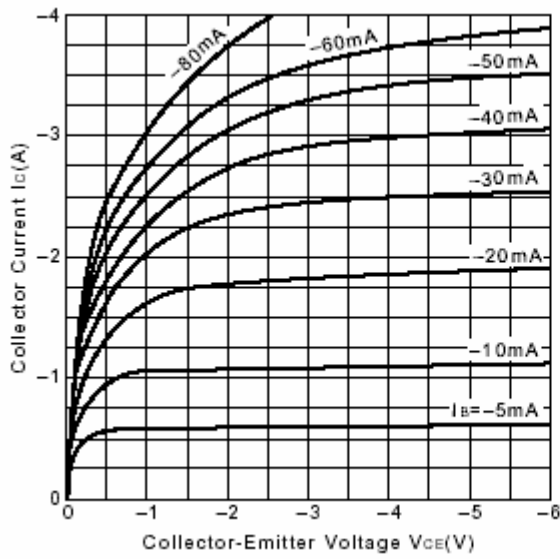


Fig.3 Static Characteristic

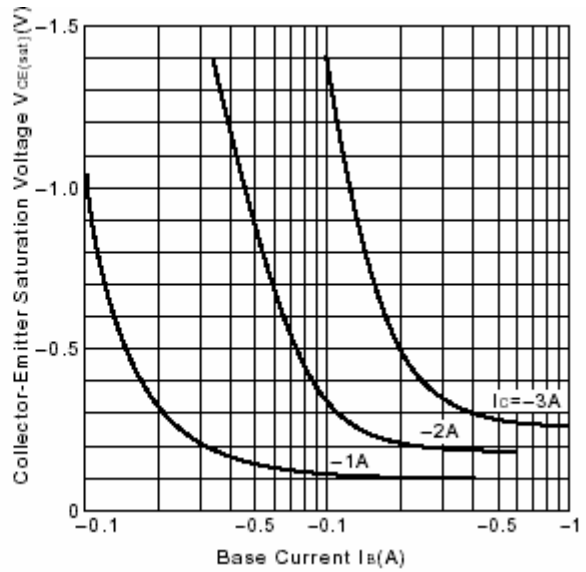


Fig.4  $V_{CE(sat)}$ - $I_B$  Characteristics

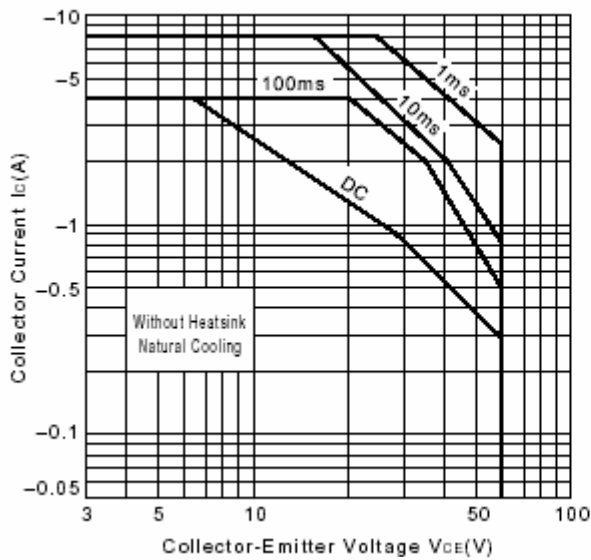


Fig.5 Safe Operating Area

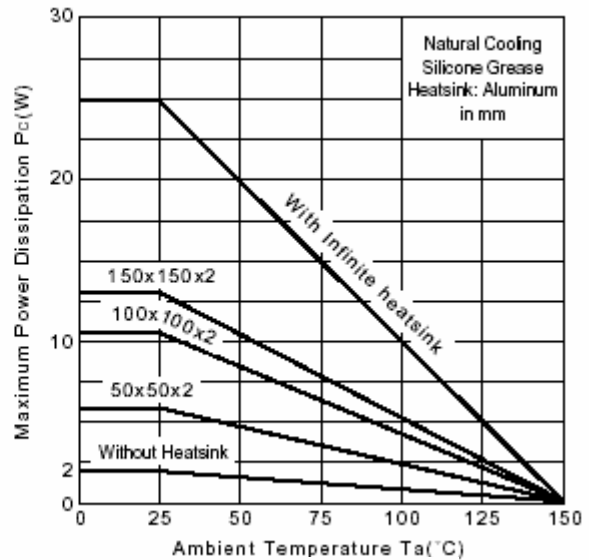


Fig.6  $P_c$ - $T_a$  Derating

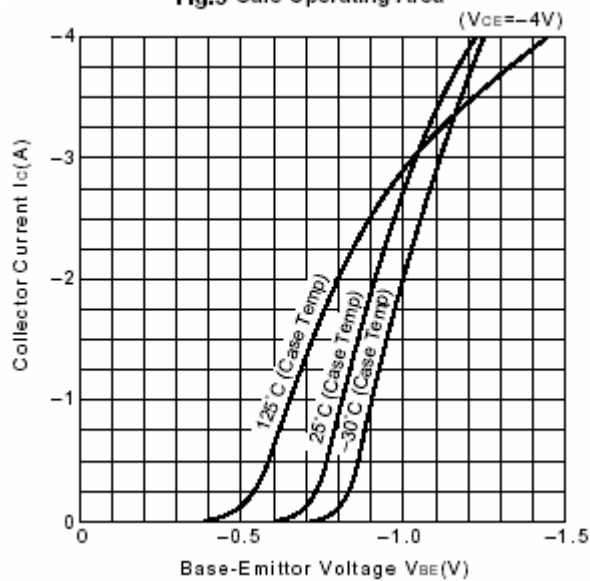


Fig.7  $I_C$ - $V_{BE}$

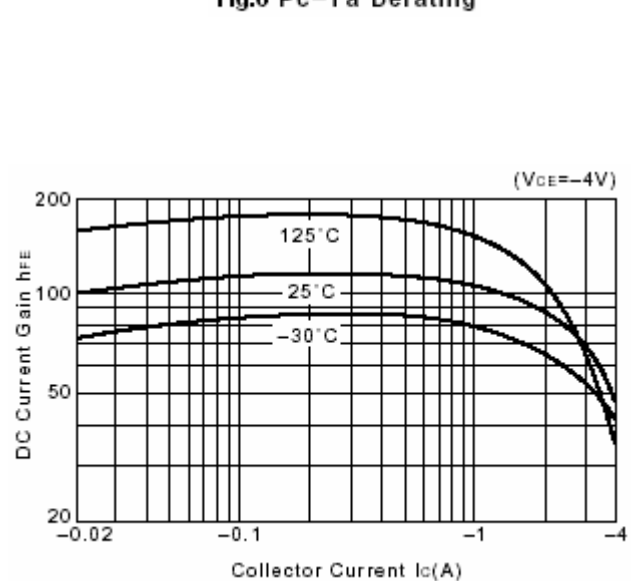


Fig.8 DC current Gain