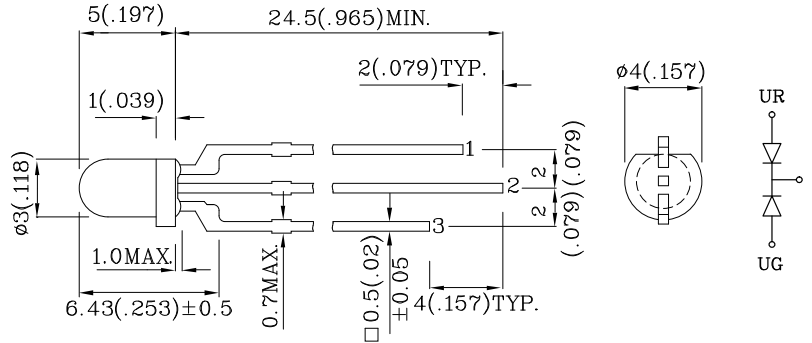


Features

- UNIFORM LIGHT OUTPUT.
- LOW POWER CONSUMPTION.
- 3 LEADS WITH ONE COMMON LEAD.
- I.C. COMPATIBLE.
- LONG LIFE - SOLID STATE RELIABILITY.
- RoHS COMPLIANT.



Notes:

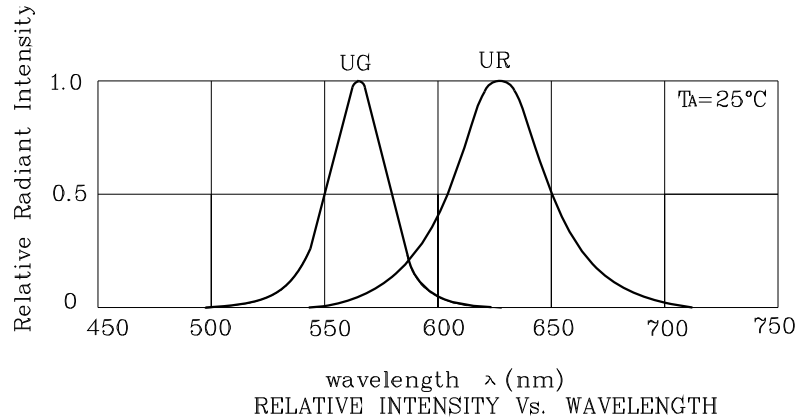
1. All dimensions are in millimeters (inches).
2. Tolerance is ± 0.25(0.01") unless otherwise noted.
3. Specifications are subject to change without notice.

- 1 ANODE RED
- 2 COMMON CATHODE
- 3 ANODE GREEN

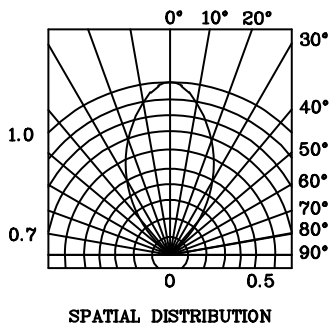
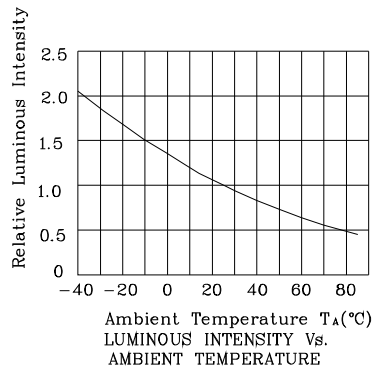
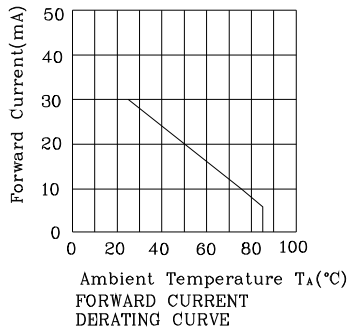
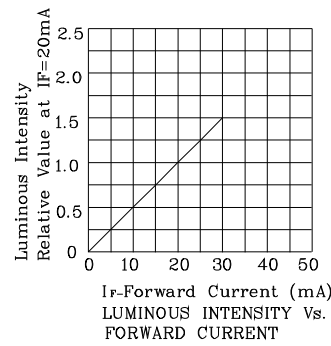
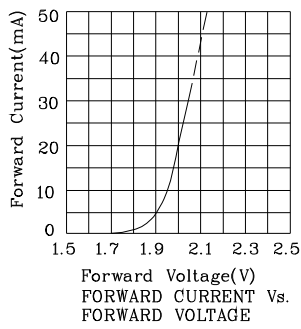
Absolute Maximum Ratings (TA=25°C)		UR (GaAsP/ GaP)	UG (GaP)	Unit
Reverse Voltage	VR	5	5	V
Forward Current	IF	30	25	mA
Forward Current (Peak) 1/10Duty Cycle 0.1ms Pulse Width	iFS	160	140	mA
Power Dissipation	PT	75	62.5	mW
Operating Temperature	TA	-40 ~ +85		°C
Storage Temperature	Tstg	-40 ~ +85		
Lead Solder Temperature [2mm Below Package Base]		260°C For 3 Seconds		
Lead Solder Temperature [5mm Below Package Base]		260°C For 5 Seconds		

Operating Characteristics (TA=25°C)		UR (GaAsP/ GaP)	UG (GaP)	Unit
Forward Voltage (Typ.) (IF=20mA)	VF	2.0	2.2	V
Forward Voltage (Max.) (IF=20mA)	VF	2.5	2.5	V
Reverse Current (Max.) (VR=5V)	IR	10	10	uA
Wavelength Of Peak Emission (Typ.) (IF=20mA)	λ P	627	565	nm
Wavelength Of Dominant Emission (Typ.) (IF=20mA)	λ D	625	568	nm
Spectral Line Full Width At Half-Maximum (Typ.) (IF=20mA)	Δλ	45	30	nm
Capacitance (Typ.) (VF=0V, f=1MHz)	C	15	15	pF

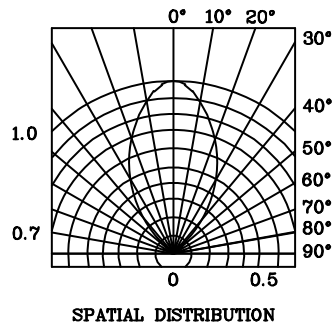
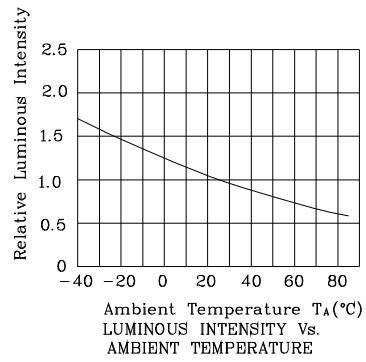
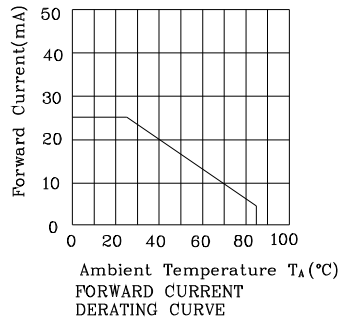
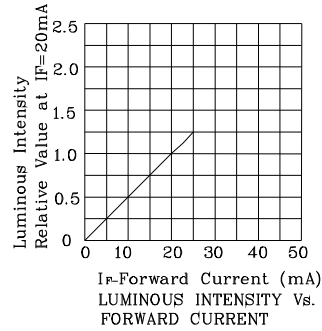
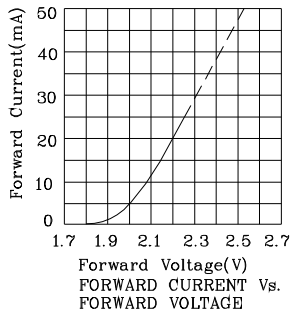
Part Number	Emitting Color	Emitting Material	Lens-color	Luminous Intensity (IF=20mA) mcd		Wavelength nm λ P	Viewing Angle 2 θ 1/2
				min.	typ.		
LUGR29M	Red	GaAsP/GaP	White Diffused	10	39	627	60°
	Green	GaP		10	34	565	
Published Date : MAR 27, 2008 Drawing No : SDSA1317 V5 Checked : B.L.LIU P.1/5							



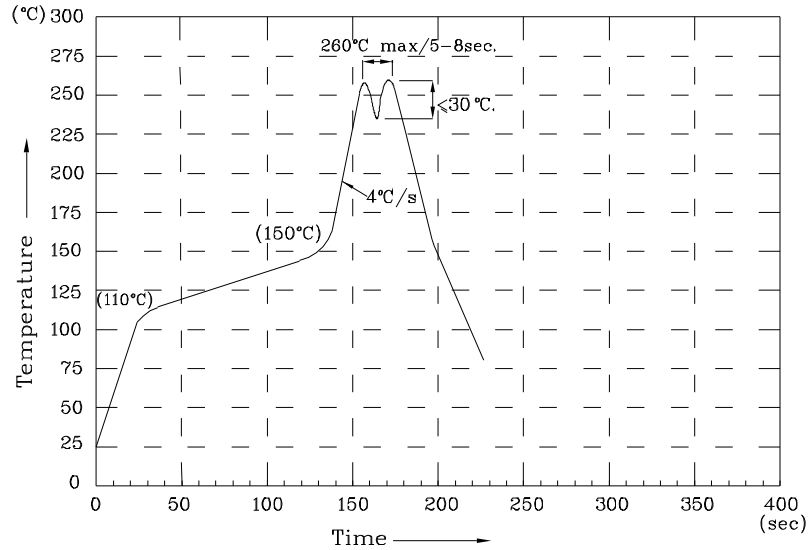
❖ UR



❖ UG



Wave Soldering Profile For Lead-free Through-hole LED.



NOTES:

- 1.Recommend the wave temperature 245°C~260°C.The maximum soldering temperature should be less than 260°C.
- 2.Do not apply stress on epoxy resins when temperature is over 85 degree°C.
- 3.The soldering profile apply to the lead free soldering (Sn/Cu/Ag alloy).
- 4.No more than once.

Remarks:

If special sorting is required (e.g. binning based on forward voltage, Luminous intensity/ luminous flux, or wavelength), the typical accuracy of the sorting process is as follows:

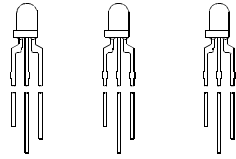
1. Wavelength: +/-1nm
2. Luminous Intensity / Luminous Flux: +/-15%
3. Forward Voltage: +/-0.1V

Note: Accuracy may depend on the sorting parameters.

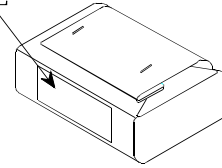


PACKING & LABEL SPECIFICATIONS

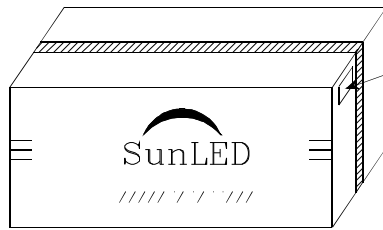
LUGR29M



LABEL

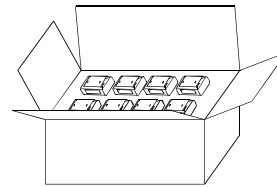


500PCS/BAG

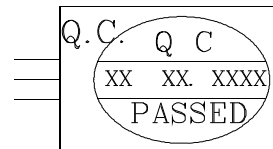



32K/BOX

OUTSIDE LABEL



16K/BOX



P/NO : Lxxx29x	
QTY : 500 pcs	CODE: XXX
S/N : XX	
LOT NO:	
	
RoHS Compliant	