

2SC4196

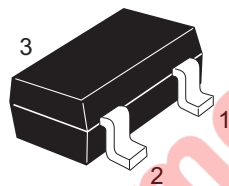
Silicon NPN Epitaxial

REJ03G0716-0300
(Previous ADE-208-1096A)
Rev.3.00
Aug.10.2005

Application

UHF Local oscillator

Outline

RENESAS Package code: PLSP0003ZB-A
(Package name: MPAK)

1. Emitter
2. Base
3. Collector

Note: Marking is "QI-".

Absolute Maximum Ratings

(Ta = 25°C)

Item	Symbol	Ratings	Unit
Collector to base voltage	V_{CBO}	25	V
Collector to emitter voltage	V_{CEO}	15	V
Emitter to base voltage	V_{EBO}	3	V
Collector current	I_C	50	mA
Collector power dissipation	P_C	150	mW
Junction temperature	T_j	150	°C
Storage temperature	T_{stg}	-55 to +150	°C

Electrical Characteristics

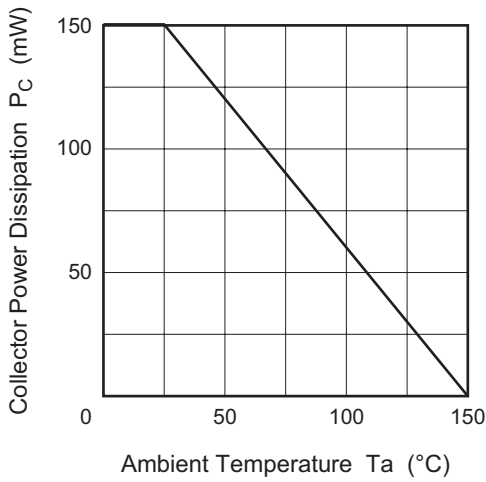
(Ta = 25°C)

Item	Symbol	Min	Typ	Max	Unit	Test conditions
Collector to base breakdown voltage	$V_{(BR)CBO}$	25	—	—	V	$I_C = 10 \mu A, I_E = 0$
Collector cutoff current	I_{CBO}	—	—	0.3	μA	$V_{CB} = 15 V, I_E = 0$
	I_{CEO}	—	—	10	μA	$V_{CE} = 15 V, R_{BE} = \infty$
Emitter cutoff current	I_{EBO}	—	—	1.0	μA	$V_{EB} = 3 V, I_C = 0$
Collector to emitter saturation voltage	$V_{CE(sat)}$	—	—	0.3	V	$I_C = 20 mA, I_B = 4 mA$
DC current transfer ratio	h_{FE}	50	—	180		$V_{CE} = 5 V, I_C = 5 mA$
Collector output capacitance	C_{ob}	—	0.7	1.0	pF	$V_{CB} = 10 V, I_E = 0, f = 1MHz$
Gain bandwidth product	f_T	1.8	2.4	—	GHz	$V_{CE} = 5 V, I_C = 20 mA$
Oscillating output voltage	V_{osc}	—	200	—	mV	$V_{CC} = 5 V, I_C = 5 mA, f = 930 MHz$

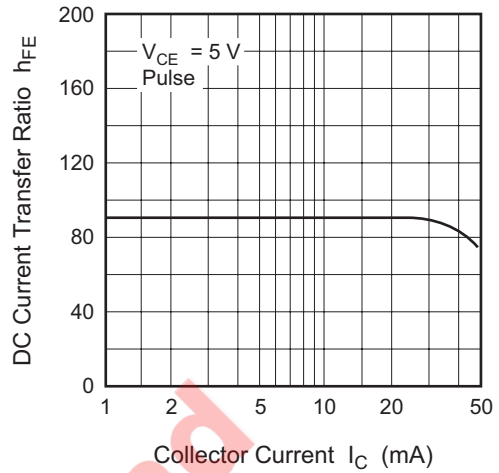
Not recommend
for new design

Main Characteristics

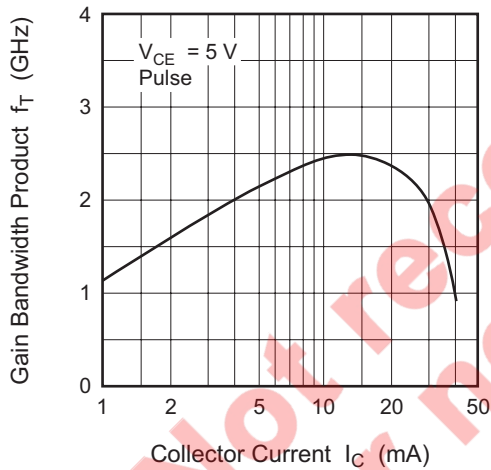
Maximum Collector Dissipation Curve



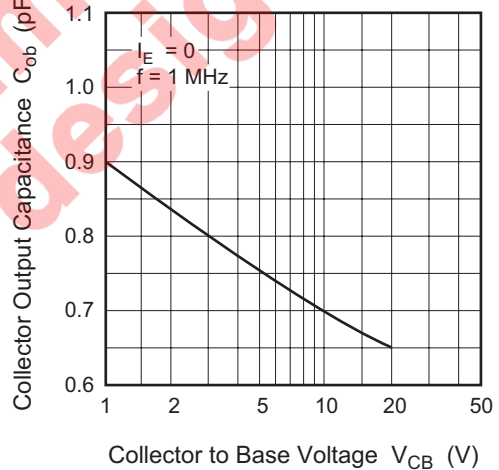
DC Current Transfer Ratio vs. Collector Current



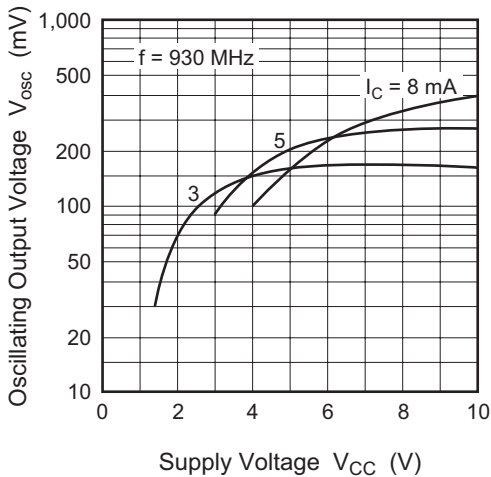
Gain Bandwidth Product vs. Collector Current



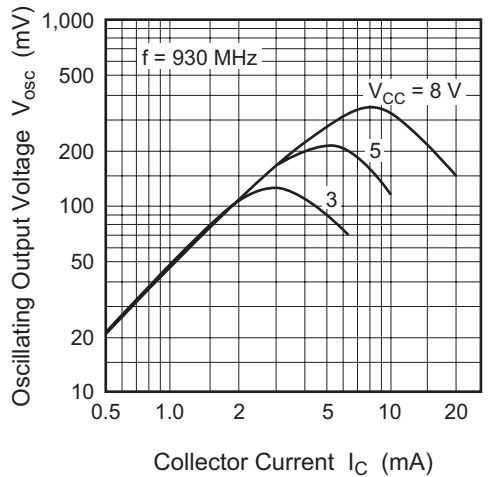
Collector Output Capacitance vs. Collector to Base Voltage



Oscillating Output Voltage vs. Supply Voltage



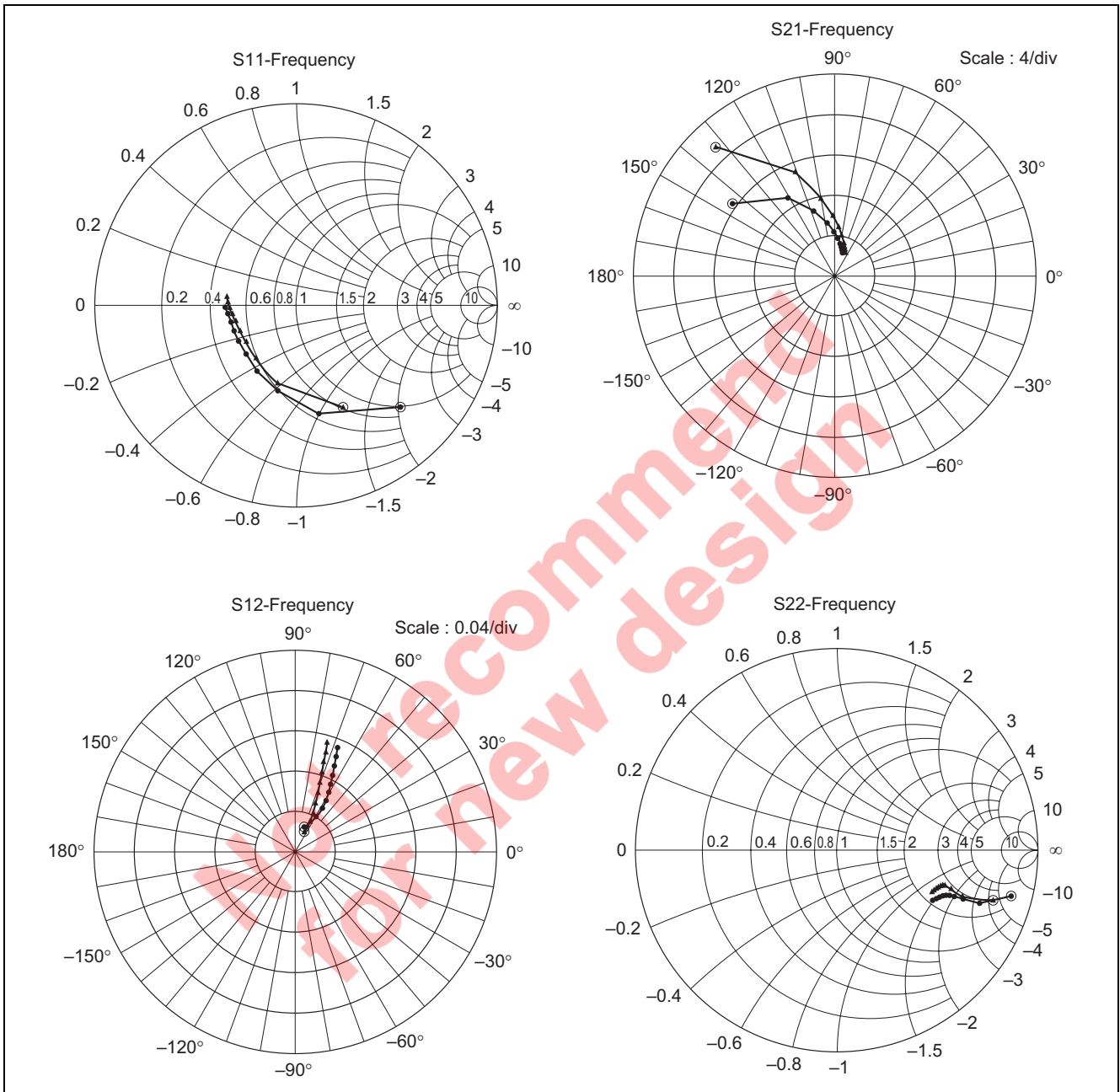
Oscillating Output Voltage vs. Collector Current



S Parameters (Emitter Common)

Test condition $V_{CE} = 5\text{ V}$, 100 MHz to 1000 MHz (100 MHz STEP), $Z_O = 50\ \Omega$

$I_C = 5\text{ mA}$ ● ——— ●
 $I_C = 10\text{ mA}$ ● ——— ▲



S Parameters (Emitter Common)**Test Condition**

$V_{CE} = 5 \text{ V}, I_C = 5 \text{ mA}, Z_O = 50 \Omega$

Freq. (MHz)	S11		S21		S12		S22	
	MAG.	ANG.	MAG.	ANG.	MAG.	ANG.	MAG.	ANG.
100	0.718	-44.8	12.498	144.9	0.026	68.8	0.895	-14.6
200	0.549	-78.8	9.123	122.0	0.042	59.3	0.756	-20.3
300	0.439	-102.0	6.788	108.4	0.051	57.6	0.671	-21.3
400	0.381	-120.8	5.348	99.3	0.060	58.5	0.626	-21.5
500	0.351	-135.5	4.396	92.4	0.068	60.6	0.600	-21.8
600	0.340	-148.2	3.732	86.7	0.076	62.5	0.582	-22.5
700	0.337	-157.8	3.240	81.7	0.085	64.3	0.569	-23.3
800	0.337	-165.2	2.875	77.3	0.094	66.0	0.558	-24.4
900	0.343	-173.1	2.575	73.4	0.103	67.3	0.547	-25.8
1000	0.359	-177.9	2.355	70.0	0.112	68.4	0.538	-27.2

Test Condition

$V_{CE} = 5 \text{ V}, I_C = 10 \text{ mA}, Z_O = 50 \Omega$

Freq. (MHz)	S11		S21		S12		S22	
	MAG.	ANG.	MAG.	ANG.	MAG.	ANG.	MAG.	ANG.
100	0.553	-65.2	17.540	133.2	0.022	64.8	0.809	-18.0
200	0.401	-103.4	11.066	111.3	0.033	61.3	0.659	-20.0
300	0.337	-127.4	7.723	99.9	0.043	63.9	0.598	-18.6
400	0.314	-143.9	5.939	92.5	0.052	66.3	0.570	-18.1
500	0.313	-155.7	4.816	86.7	0.063	68.6	0.555	-18.2
600	0.314	-165.5	4.052	81.8	0.073	70.1	0.545	-18.9
700	0.327	-172.2	3.496	77.6	0.083	71.4	0.536	-19.9
800	0.335	-177.7	3.090	73.8	0.093	72.4	0.530	-21.0
900	0.349	176.8	2.753	70.1	0.103	73.0	0.523	-22.4
1000	0.354	172.8	2.515	67.0	0.113	74.0	0.516	-24.0

Y Parameters (Emitter Common)**Test Condition**

$V_{CE} = 5 \text{ V}, I_C = 5 \text{ mA}$

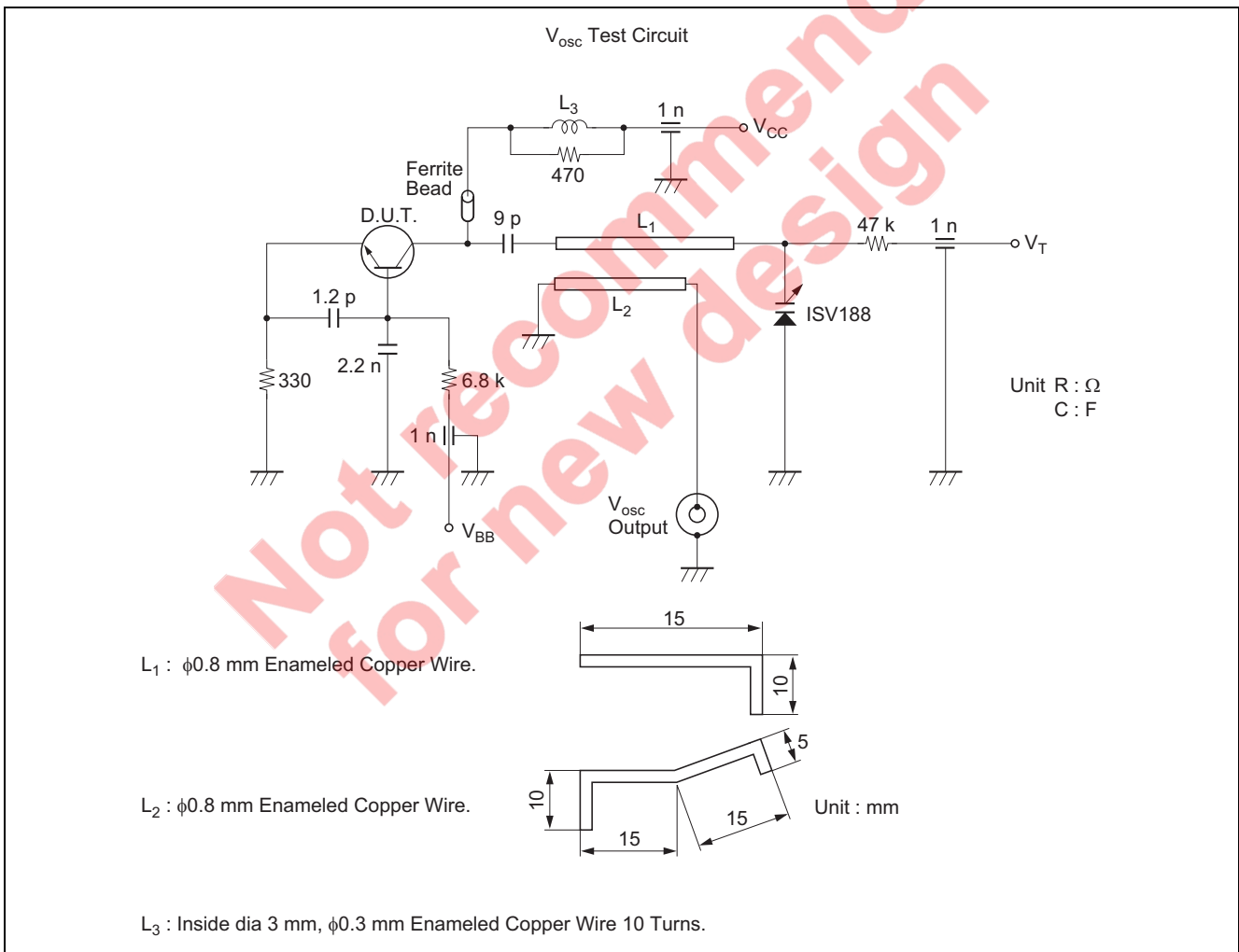
Freq. (MHz)	Yie (mS)		Yfe (mS)		Yre (mS)		Yoe (mS)	
	REAL	IMAG.	REAL	IMAG.	REAL	IMAG.	REAL	IMAG.
100	3.035	5.491	152.256	-40.168	-0.005	-0.334	0.048	0.613
200	6.463	10.003	131.145	-71.318	-0.015	-0.679	0.100	1.238
300	10.768	12.356	103.025	-90.187	-0.036	-1.034	0.191	1.804
400	15.089	13.186	77.334	-98.666	-0.065	-1.397	0.232	2.386
500	18.776	12.837	55.039	-99.977	-0.090	-1.767	0.270	2.947
600	22.098	11.913	37.290	-98.247	-0.128	-2.134	0.347	3.555
700	24.568	10.731	22.802	-93.799	-0.163	-2.515	0.417	4.133
800	26.291	9.416	11.686	-88.266	-0.193	-2.890	0.516	4.703
900	28.112	7.683	2.225	-82.972	-0.260	-3.305	0.614	5.354
1000	29.685	6.751	-3.931	-78.720	-0.291	-3.746	0.629	5.908

Test Condition

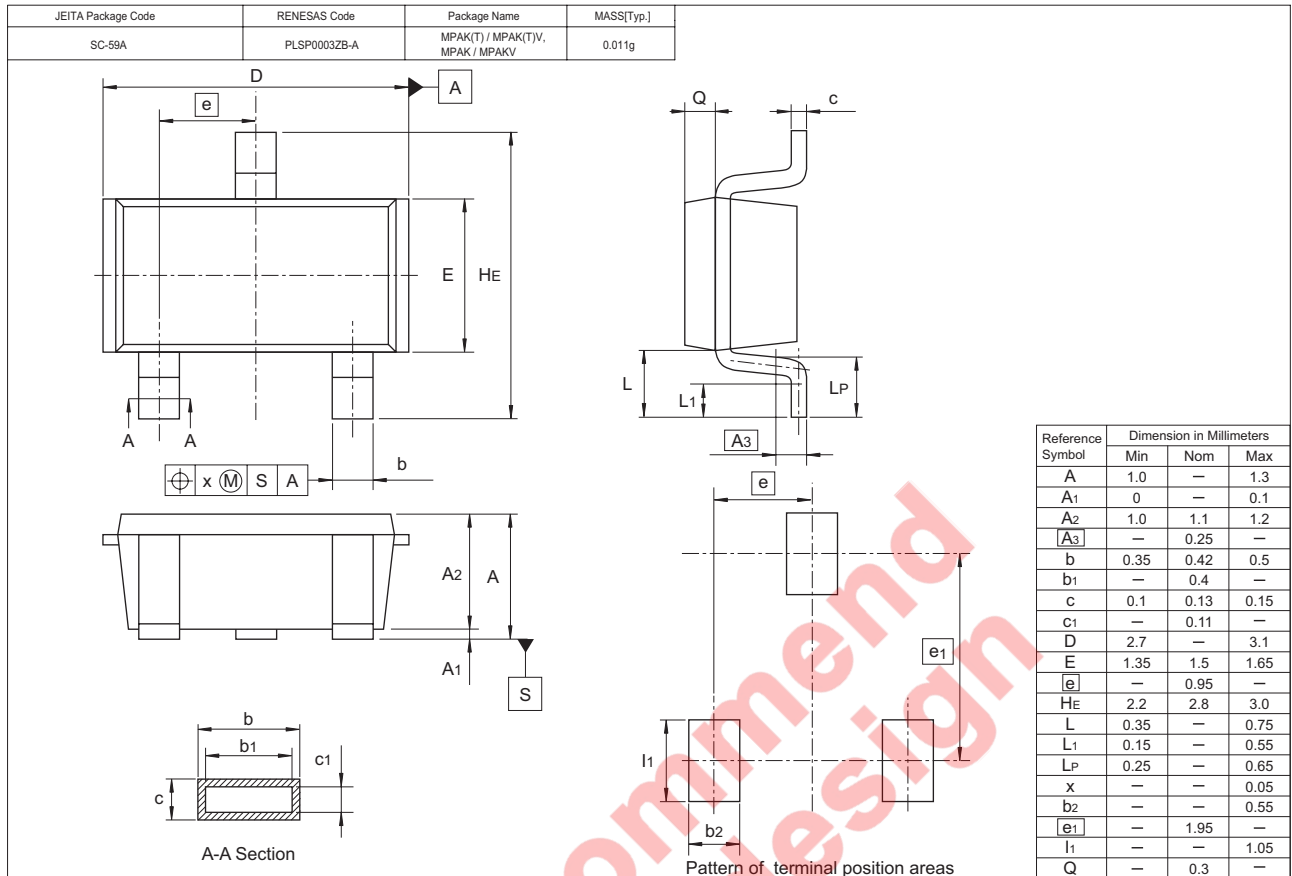
$V_{CE} = 5\text{ V}$, $I_C = 10\text{ mA}$

Freq. (MHz)	Yie (mS)		Yfe (mS)		Yre (mS)		Yoe (mS)	
	REAL	IMAG.	REAL	IMAG.	REAL	IMAG.	REAL	IMAG.
100	5.903	7.347	243.307	-103.091	-0.008	-0.338	0.026	0.591
200	11.583	10.820	168.225	-150.806	-0.022	-0.682	0.128	1.254
300	16.546	10.993	103.210	-155.623	-0.045	-1.041	0.216	1.797
400	20.055	10.038	61.965	-145.393	-0.074	-1.387	0.320	2.394
500	22.491	8.943	35.421	-131.365	-0.093	-1.766	0.316	2.917
600	24.417	7.556	16.762	-118.513	-0.133	-2.138	0.378	3.544
700	26.086	6.620	5.096	-107.291	-0.155	-2.531	0.424	4.086
800	27.193	5.569	-3.874	-97.359	-0.185	-2.923	0.469	4.659
900	28.543	4.340	-11.095	-88.952	-0.248	-3.349	0.563	5.307
1000	28.955	3.253	-15.953	-81.466	-0.270	-3.737	0.650	5.861

V_{osc} Test Circuit



Package Dimensions



Ordering Information

Part Name	Quantity	Shipping Container
2SC4196QI-TR-E	3000	φ 178 mm Reel, 8 mm Emboss Taping

Note: For some grades, production may be terminated. Please contact the Renesas sales office to check the state of production before ordering the product.

Renesas Technology Corp. Sales Strategic Planning Div. Nippon Bldg., 2-6-2, Ohte-machi, Chiyoda-ku, Tokyo 100-0004, Japan

Keep safety first in your circuit designs!

1. Renesas Technology Corp. puts the maximum effort into making semiconductor products better and more reliable, but there is always the possibility that trouble may occur with them. Trouble with semiconductors may lead to personal injury, fire or property damage. Remember to give due consideration to safety when making your circuit designs, with appropriate measures such as (i) placement of substitutive, auxiliary circuits, (ii) use of nonflammable material or (iii) prevention against any malfunction or mishap.

Notes regarding these materials

1. These materials are intended as a reference to assist our customers in the selection of the Renesas Technology Corp. product best suited to the customer's application; they do not convey any license under any intellectual property rights, or any other rights, belonging to Renesas Technology Corp. or a third party.
2. Renesas Technology Corp. assumes no responsibility for any damage, or infringement of any third-party's rights, originating in the use of any product data, diagrams, charts, programs, algorithms, or circuit application examples contained in these materials.
3. All information contained in these materials, including product data, diagrams, charts, programs and algorithms represents information on products at the time of publication of these materials, and are subject to change by Renesas Technology Corp. without notice due to product improvements or other reasons. It is therefore recommended that customers contact Renesas Technology Corp. or an authorized Renesas Technology Corp. product distributor for the latest product information before purchasing a product listed herein.
The information described here may contain technical inaccuracies or typographical errors.
Renesas Technology Corp. assumes no responsibility for any damage, liability, or other loss rising from these inaccuracies or errors.
Please also pay attention to information published by Renesas Technology Corp. by various means, including the Renesas Technology Corp. Semiconductor home page (<http://www.renesas.com>).
4. When using any or all of the information contained in these materials, including product data, diagrams, charts, programs, and algorithms, please be sure to evaluate all information as a total system before making a final decision on the applicability of the information and products. Renesas Technology Corp. assumes no responsibility for any damage, liability or other loss resulting from the information contained herein.
5. Renesas Technology Corp. semiconductors are not designed or manufactured for use in a device or system that is used under circumstances in which human life is potentially at stake. Please contact Renesas Technology Corp. or an authorized Renesas Technology Corp. product distributor when considering the use of a product contained herein for any specific purposes, such as apparatus or systems for transportation, vehicular, medical, aerospace, nuclear, or undersea repeater use.
6. The prior written approval of Renesas Technology Corp. is necessary to reprint or reproduce in whole or in part these materials.
7. If these products or technologies are subject to the Japanese export control restrictions, they must be exported under a license from the Japanese government and cannot be imported into a country other than the approved destination.
Any diversion or reexport contrary to the export control laws and regulations of Japan and/or the country of destination is prohibited.
8. Please contact Renesas Technology Corp. for further details on these materials or the products contained therein.



RENESAS SALES OFFICES

<http://www.renesas.com>

Refer to "<http://www.renesas.com/en/network>" for the latest and detailed information.

Renesas Technology America, Inc.

450 Holger Way, San Jose, CA 95134-1368, U.S.A
Tel: <1> (408) 382-7500, Fax: <1> (408) 382-7501

Renesas Technology Europe Limited

Dukes Meadow, Millboard Road, Bourne End, Buckinghamshire, SL8 5FH, U.K.
Tel: <44> (1628) 585-100, Fax: <44> (1628) 585-900

Renesas Technology Hong Kong Ltd.

7th Floor, North Tower, World Finance Centre, Harbour City, 1 Canton Road, Tsimshatsui, Kowloon, Hong Kong
Tel: <852> 2265-6688, Fax: <852> 2730-6071

Renesas Technology Taiwan Co., Ltd.

10th Floor, No.99, Fushing North Road, Taipei, Taiwan
Tel: <886> (2) 2715-2888, Fax: <886> (2) 2713-2999

Renesas Technology (Shanghai) Co., Ltd.

Unit2607 Ruijing Building, No.205 Maoming Road (S), Shanghai 200020, China
Tel: <86> (21) 6472-1001, Fax: <86> (21) 6415-2952

Renesas Technology Singapore Pte. Ltd.

1 Harbour Front Avenue, #06-10, Keppel Bay Tower, Singapore 098632
Tel: <65> 6213-0200, Fax: <65> 6278-8001

Renesas Technology Korea Co., Ltd.

Kukje Center Bldg. 18th Fl., 191, 2-ka, Hangang-ro, Yongsan-ku, Seoul 140-702, Korea
Tel: <82> 2-796-3115, Fax: <82> 2-796-2145

Renesas Technology Malaysia Sdn. Bhd.

Unit 906, Block B, Menara Amcorp, Amcorp Trade Centre, No.18, Jalan Persiaran Barat, 46050 Petaling Jaya, Selangor Darul Ehsan, Malaysia
Tel: <603> 7955-9390, Fax: <603> 7955-9510