

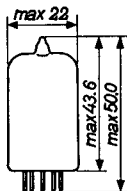
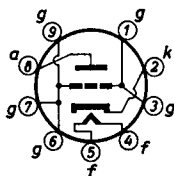
TRIODE for use as grounded grid U.H.F. amplifier in tuners for television bands IV and V

### HEATING

Indirect by A.C. or D.C.; series supply

Heater current  $I_f = 300 \text{ mA}$   
 Heater voltage  $V_f = 3.8 \text{ V}$

Dimensions in mm



Base: NOVAL

### CAPACITANCES

#### Without external screening

Anode to grid  $C_{ag} = 1.2 \text{ pF}$

#### With external screening (inside diameter 22.2 mm)

Anode to grid  $C_{ag} = 1.7 \text{ pF}$

Grid to heater and cathode  $C_{g(k+f)} = 3.8 \text{ pF}$

Anode to heater and cathode  $C_{a(k+f)} = 0.055 \text{ pF}$

### LIMITING VALUES (Design centre limits)

Anode voltage in cold condition	$V_{ao}$	= max. 550 V
Anode voltage	$V_a$	= max. 175 V
Anode dissipation	$W_a$	= max. 2 W
Cathode current	$I_k$	= max. 13 mA
Negative grid voltage	$-V_g$	= max. 50 V
External grid resistance (at cathode resistor $R_k = 100 \Omega$ )	$R_g (R_k = 100 \Omega)$	= max. 1 M $\Omega$
Voltage between heater and cathode	$V_{kf}$	= max. 100 V <sup>1)</sup>

<sup>1)</sup> To fulfil the modulation hum requirements, the A.C. component should not exceed 50 V (R.M.S.)

CHARACTERISTICS

Heater current	$I_f =$	300 mA <sup>1)</sup>
Anode voltage	$V_a =$	160 V <sup>1)</sup>
Cathode resistor	$R_k =$	100 $\Omega$ <sup>1)</sup>
Anode current	$I_a =$	12.5 mA
Mutual conductance	$S =$	13.5 mA/V
Amplification factor	$\mu =$	65
Equivalent noise resistance	$R_{eq} =$	240 $\Omega$
Noise figure	$F =$	10 dB
Heater current	$I_f =$	300 mA
Anode voltage	$V_a =$	0 V
Positive grid current	$+I_g =$	0.3 $\mu$ A
Negative grid voltage	$-V_g =$	max. 1.3 V

Series resonance frequencies

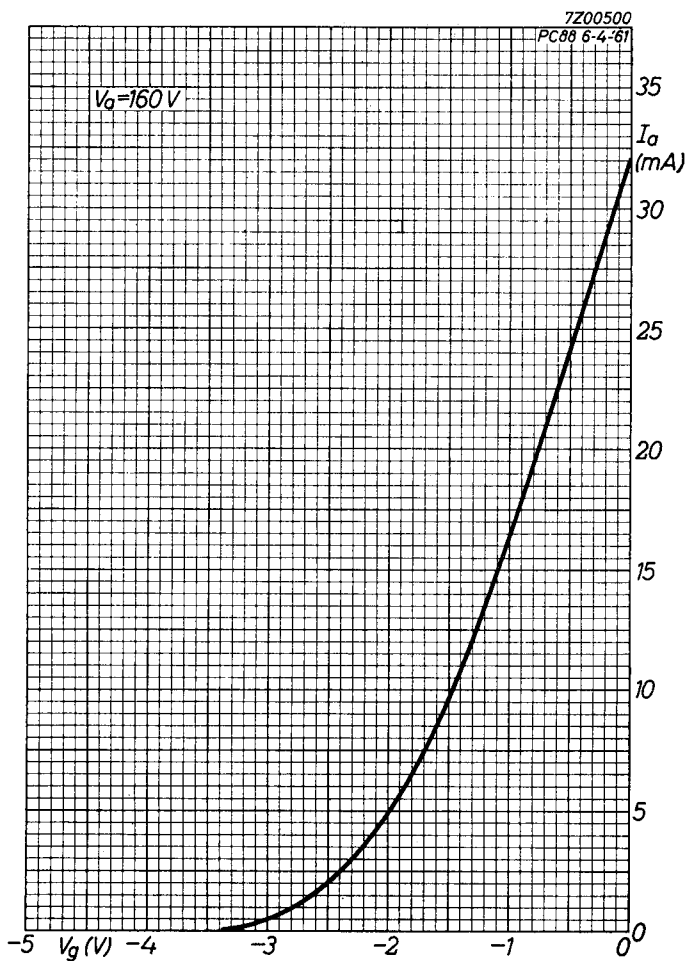
Measured between a point on the relevant tube pin close to the tube bottom and a point close to the relevant pin on a metal reference plane, placed against the tube bottom. All the pins, except the relevant one, are connected to the reference plane with a negligible impedance. The tube is screened by a metal cylinder with an inside diameter of 22.2 mm placed upon the metal reference plane.

Heater voltage	$V_f =$	0 V
Anode voltage	$V_a =$	0 V
Anode resonance frequency	$f_{oa} =$	1700 Mc/s
Cathode resonance frequency	$f_{ok} =$	1000 Mc/s

<sup>1)</sup> Recommended operating conditions

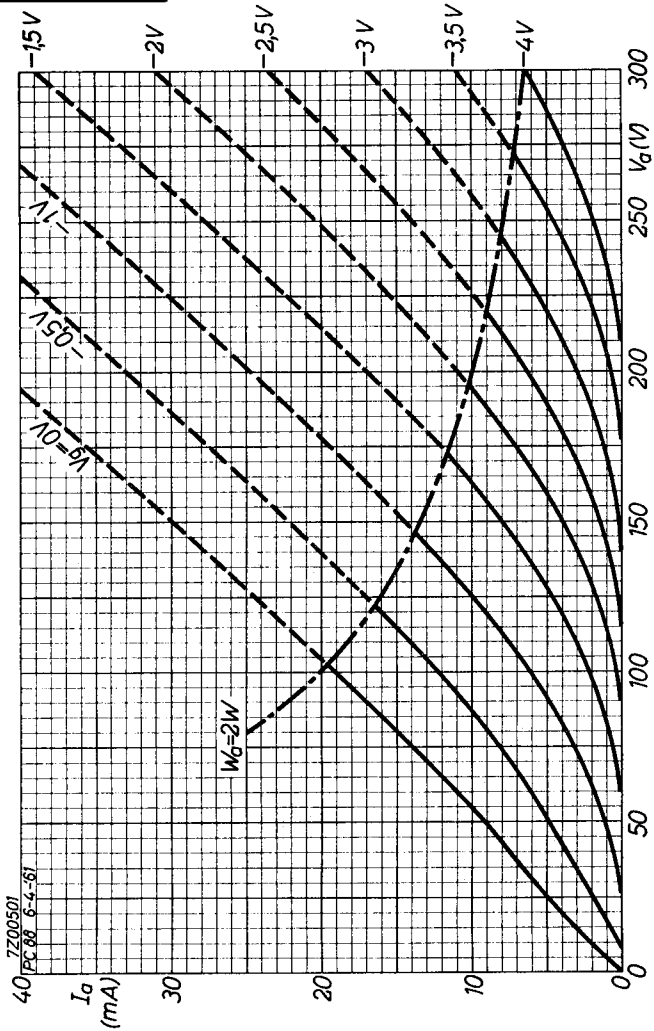
# PHILIPS

# PC 88



**PC 88**

**PHILIPS**



B

**PHILIPS**



*Electronic  
Tube*

**HANDBOOK**

<b>page</b>	<b>PC88 sheet</b>	<b>date</b>
1	1	1962.07.07
2	2	1962.07.07
3	A	1961.04.04
4	B	1961.04.04
5	FP	2000.04.09