



- **Highest Stability**
- **Near Temperature Independence**
- **Lowest Tolerances**
- **Low Capacitance And Inductance**
- **Customized Resistance Values**

SPECIFICATIONS

ELECTRICAL

	USR 4-1410	UNR 4-1410 note ¹⁾
Resistance Range	: 0R1...100R	
Power Rating	: 0.8 W (70°C)	
Tolerance	:	
from 0R1	: 0.1%, 0.25%, 0.5%, 1%	
from 10R	: 0.05%, 0.1%, 0.25%, 0.5%, 1%	
from 50R	: 0.01%, 0.02%, 0.05%, 0.1%, 0.25%, 0.5%, 1%	
Stability	: 0.01%	
Temperature Coefficient	: max. ±5 ppm/K (-55...155)°C typ. ±3 ppm/K (-55...125)°C upon request ±1 ppm/K (0...60)°C	
Insolation Resistance	: > 10 GOhm	
Thermal EMF	: < 1 µV/K	

ENVIRONMENTAL

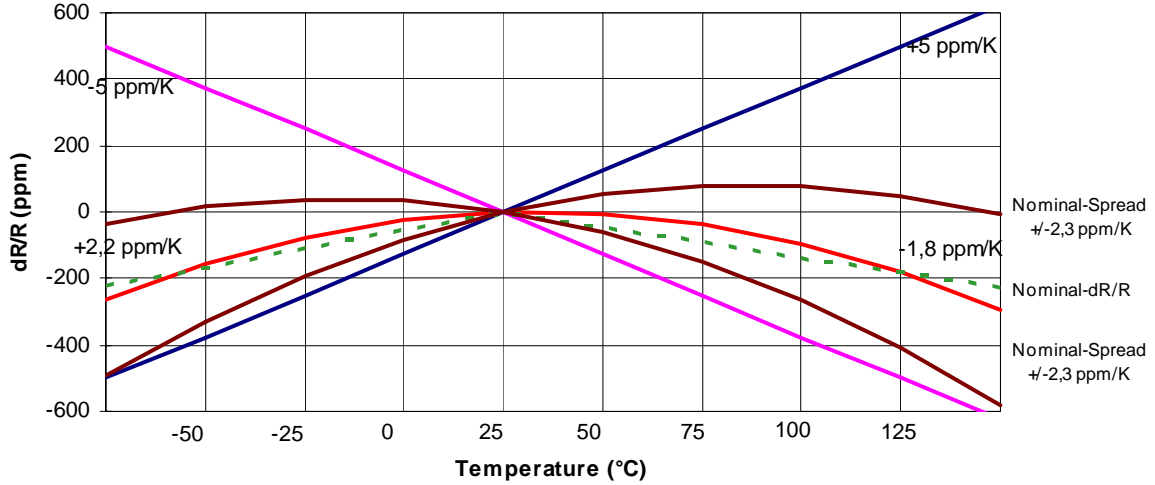
Operative Temperature Range : -55°C...155°C

MECHANICAL

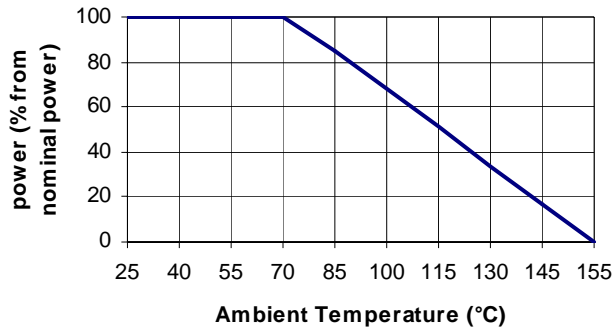
Resistor Material	: NiCr-Foil	
Substrate	: Al ₂ O ₃	AlN
Housing	: PBTP / Epoxy	
Connector Material	: Cu tinned, 4-pin	

note¹⁾: Specially designed for applications with fast changing electrical load.

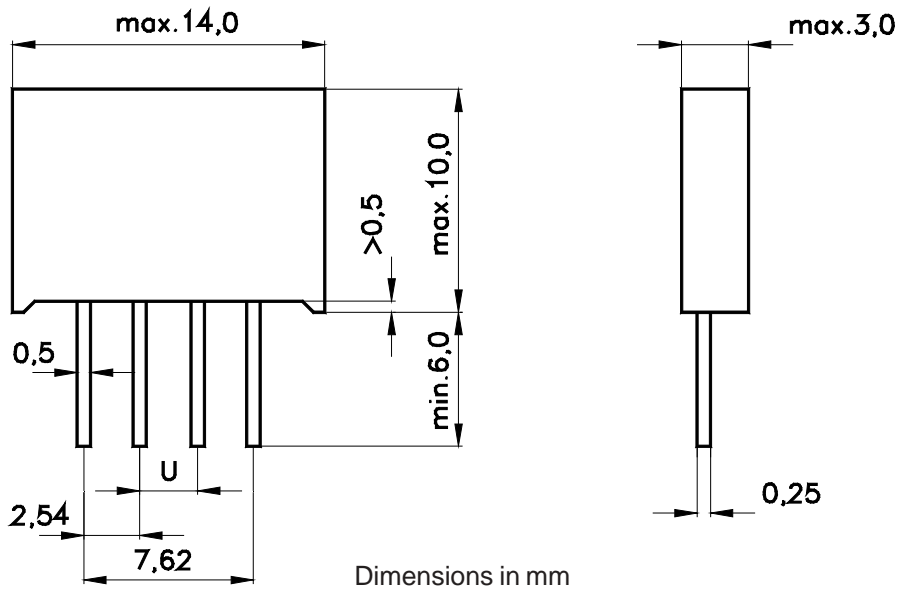
TEMPERATURE COEFFICIENT



DERATING CURVE



DIMENSIONS



HOW TO ORDER

USR 4-1410 10R X 0.1% TK1

UNR 4-1410 0R1 X 0.5% TK3