

# AC POWER ZENERS

## 1, 3 and 5 Watt Types

UDZ807 SERIES  
UDZ5807 SERIES  
UDZ8807 SERIES

### FEATURES

- Zener Characteristics in Both Directions
- 7.5 to 60V
- High Surge Ratings
- Small Physical Size

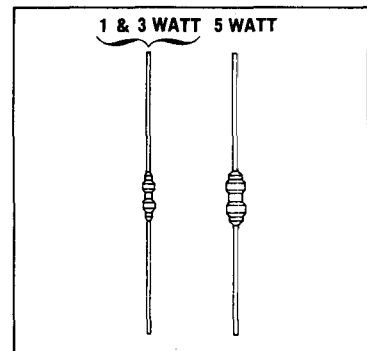
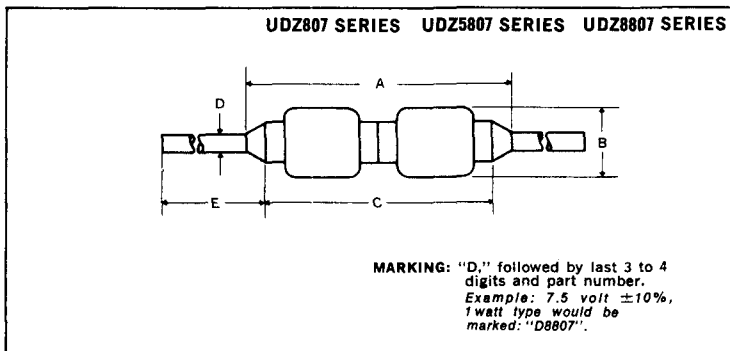
### DESCRIPTION

These devices consist of two fused-in-glass zeners brazed anode-to-anode to provide zener action in both directions.

### ABSOLUTE MAXIMUM RATINGS

Zener Voltage .....	7.5 to 60V
Continuous Current .....	See Tables
Surge Current (8.3ms) .....	See Tables
Surge Power .....	See Graph
Power .....	See Data Sheets for Related Series (UZ8807, UZ807) and UZ5807)
Storage and Operating Temperature .....	-65°C to +175°C

### MECHANICAL SPECIFICATIONS



### Dimensions

1 Watt UDZ8807 Series

	ins.	mm
A	.450 MAX.	11.43 MAX.
B	.085 MAX.	2.16 MAX.
C	.275 TYP.	6.99 TYP.
D	.028 ± .001	.71 ± .03
E	.700 MIN.	17.78 MIN.

3 Watt UDZ807 Series

	ins.	mm
A	.450 MAX.	11.43 MAX.
B	.085 MAX.	2.16 MAX.
C	.275 TYP.	6.99 TYP.
D	.028 ± .001	.71 ± .03
E	.700 MIN.	17.78 MIN.

5 Watt UDZ5807 Series

	ins.	mm
A	.500 MAX.	12.70 MAX.
B	.145 MAX.	3.68 MAX.
C	.325 TYP.	8.26 TYP.
D	.040 ± .001	1.02 ± .03
E	.975 MIN.	24.77 MIN.

Type	Electrical Specifications at 25°C						Maximum Ratings**	
	Nominal Zener Voltage † Vz @ Izt	Test Current Izt	Max. Zener Impedance Zz @ Izt	Maximum Leakage Current	Reverse Voltage ±10%	Reverse Voltage ±5%	Maximum Cont. Current Izm	Maximum Surge Current ‡ Is
	Volts	mA	Ohms	µA	Volts	Volts	mA	Amps
<b>1 WATT ZENERS — Specifications apply for both directions.</b>								
UDZ8807	7.5	34	6	50	4.9	5.2	125	5
UDZ8808	8.2	31	7	30	5.4	5.7	115	4.5
UDZ8809	9.1	28	8	10	5.9	6.2	105	3.9
UDZ8810	10	25	8.5	3	6.6	6.9	95	3.37
UDZ8812	12	23	9	1	8.6	9.1	85	2.25
UDZ8815	15	17	14	0.5	10.8	11.4	63	1.65
UDZ8818	18	14	20	0.5	12.9	13.7	52	1.12
UDZ8820	20	12.5	23	0.5	14.4	15.2	47	1.12
UDZ8824	24	10.5	25	0.5	17.3	18.2	40	0.825
UDZ8827	27	9.5	35	0.5	19.4	20.6	35	0.825
UDZ8830	30	8.5	40	0.5	21.6	22.8	31	0.825
UDZ8833	33	7.5	45	0.5	23.7	25.1	28	0.675
UDZ8836	36	7.0	50	0.5	25.9	27.4	26	0.562
UDZ8840	40	6.5	62	0.5	28.8	30.4	24	0.562
UDZ8845	45	6	75	0.5	32.4	34.2	22	0.450
UDZ8860	60	4	125	0.5	43.2	45.6	15	0.337
<b>3 WATT ZENERS — Specifications apply for both directions.</b>								
UDZ807	7.5	75	3	500	4.9	5.2	400	10
UDZ808	8.2	75	4	300	5.4	5.7	360	8
UDZ809	9.1	75	4	200	5.9	6.2	330	7
UDZ810	10	75	5	100	6.6	6.9	300	5
UDZ812	12	65	5	10	8.6	9.1	250	4
UDZ815	15	50	6	10	10.8	11.4	200	3
UDZ818	18	40	8	5	12.9	13.7	170	2
UDZ820	20	40	9	5	14.4	15.2	150	2
UDZ824	24	30	10	5	17.3	18.2	125	1.5
UDZ827	27	25	12	1	19.4	20.6	110	1.5
UDZ830	30	25	15	1	21.6	22.8	100	1.5
UDZ833	33	20	21	1	23.7	25.1	90	1.2
UDZ836	36	20	21	1	25.9	27.4	85	1
UDZ840	40	20	27	1	28.8	30.4	75	1
UDZ845	45	15	37	1	32.4	34.2	65	0.8
UDZ860	60	10	70	1	43.2	45.6	50	0.6

\*For ±5% voltage tolerance change the 3rd number from the right from 8 to 7 i.e. UDZ8807 to UDZ8707, etc.

†All zener voltages are measured with an automated test set using a 35ms test time. Longer or shorter test times will have a corresponding effect on the measured value due to heating effects.

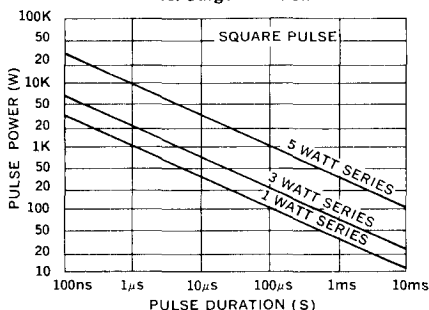
‡Zener impedance is derived from the 60-cycle voltage created when AC current with RMS value of 10% of DC zener test current is superimposed on the test current.

\*\*D.C. Ratings are based on the lead temperature conditions shown in the data sheets covering the UDZ8807, UDZ807, and UDZ5807 series devices. Other conditions will affect the power ratings of all the families except the 1 watt zener family. However, the surge values given apply for any mounting conditions including printed circuit board mounting.

‡Figures shown are for peak sinusoidal surge current of 8.3ms duration using 60 cycle AC. The 8.3ms square pulse rating is 71% of the value shown.



Typical Reverse Surge Power vs. Surge Duration



For Sinusoidal Pulse, Peak Value is 1.4 Times Value Shown

Type	Electrical Specifications at 25°C						Maximum Ratings**	
	Nominal Zener Voltage † V <sub>z</sub> @ I <sub>zr</sub>	Test Current I <sub>zr</sub>	Max. Zener Impedance Z <sub>z</sub> @ I <sub>zr</sub>	Maximum Leakage Current @ Reverse Voltage ±10%	Reverse Voltage ±5%		Maximum Cont. Current I <sub>zm</sub>	Maximum Surge Current ‡ I <sub>zs</sub>
					Volts	Volts		
±10% Tolerance *	Volts	mA	Ohms	µA	Volts	Volts	mA	Amps
<b>5 WATT ZENERS — Specifications apply for both directions.</b>								
UDZ5807	7.5	175	1.8	500	4.9	5.2	620	40
UDZ5808	8.2	150	1.8	400	5.4	5.7	570	32
UDZ5809	9.1	150	2.5	200	5.9	6.2	510	24
UDZ5810	10	125	2.5	100	6.6	6.9	470	22
UDZ5812	12	100	2.5	50	8.6	9.1	385	18
UDZ5815	15	75	3.5	15	10.8	11.4	300	12
UDZ5818	18	65	4	10	12.9	13.7	255	9
UDZ5820	20	65	4.5	10	14.4	15.2	220	8
UDZ5824	24	50	5	10	17.3	18.2	180	6.5
UDZ5827	27	50	6	10	19.4	20.6	155	6
UDZ5830	30	40	8	10	21.6	22.8	140	5.5
UDZ5833	33	40	10	5	23.7	25.1	130	5
UDZ5836	36	30	11	5	25.9	27.4	120	4.5
UDZ5840	40	30	14	5	28.8	30.4	105	4
UDZ5845	45	30	20	5	32.4	34.2	95	3.5
UDZ5860	60	20	40	5	43.2	45.6	75	2.5

\*For ±5% voltage tolerance change the 3rd number from the right from 8 to 7 i.e. UDZ8807 to UDZ8707, etc.

†All zener voltages are measured with an automated test set using a 35ms test time. Longer or shorter test times will have a corresponding effect on the measured value due to heating effects.

‡Zener impedance is derived from the 60-cycle voltage created when AC current with RMS value of 10% of DC zener test current is superimposed on the test current.

\*\*D.C. Ratings are based on the lead temperature conditions shown in the data sheets covering the UDZ8807, UDZ807, and UDZ5807 series devices. Other conditions will affect the power ratings of all the families except the 1 watt zener family. However, the surge values given apply for any mounting conditions including printed circuit board mounting.

‡Figures shown are for peak sinusoidal surge current of 8.3ms duration using 60 cycle AC. The 8.3ms square pulse rating is 71% of the value shown.