

● **Features**

- Wide Frequency Range
- Optional internal load capacitance
- Compact Design of 2.5 x 2.0 x 1.2 mm

● **Applications**

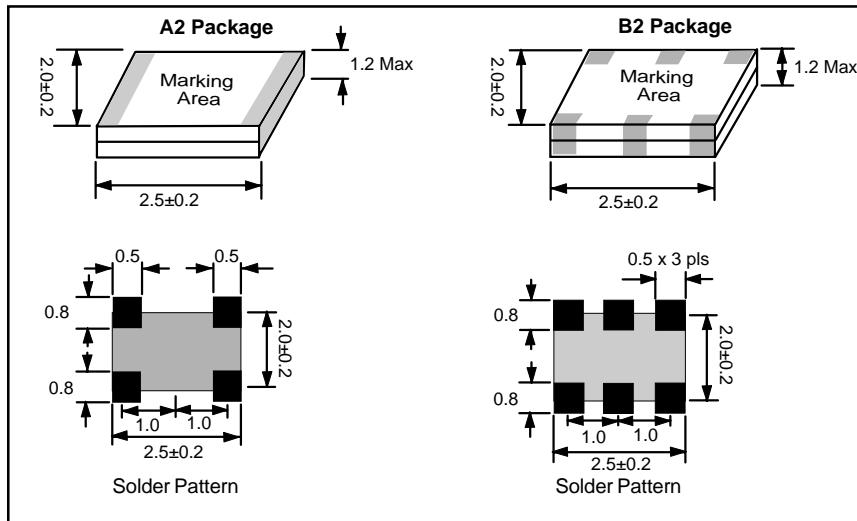
- Computers and Peripherals
- Consumer Products

● **Specifications**

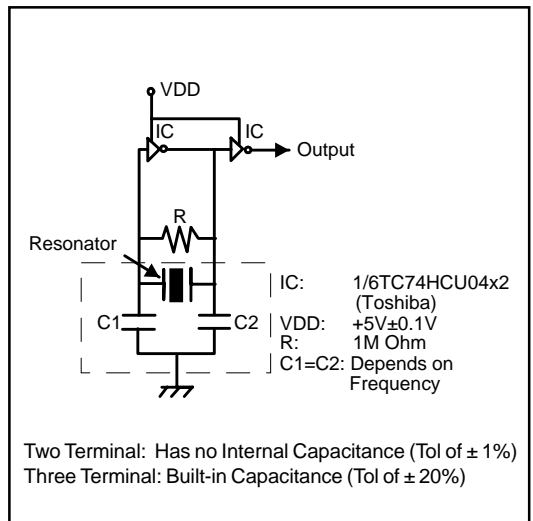
Parameter		Specification
Frequency Range		20.00 to 48.00 MHz
Frequency Tolerance at 25° C		±0.5% Maximum
Frequency Stability over Temperature		±0.3% Maximum from initial value
Temperature Range	Operating	-20° C to +80° C
	Storage	-40° C to +85° C
Aging		±0.3 % Maximum over 10 years
Resonant Resistance		70 Ohm Maximum
Built in Capacitance		8 to 12 pF (Three Terminal Only)



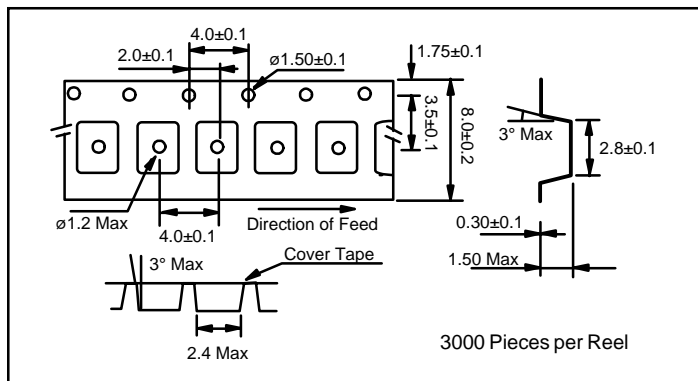
● **SMD Package Dimensions**



● **Test Circuit**



● **CarrierTape Dimensions**



● **Part Numbering System**

Series	Frequency	Package Type
	SMRS	in MHz

Example: SMRS-33.86-B2

Packaging: 3000 per Reel

● Features

- Wide Frequency Range
- Optional internal load capacitance
- Compact Design of 3.7 x 3.1 x 1.5 mm

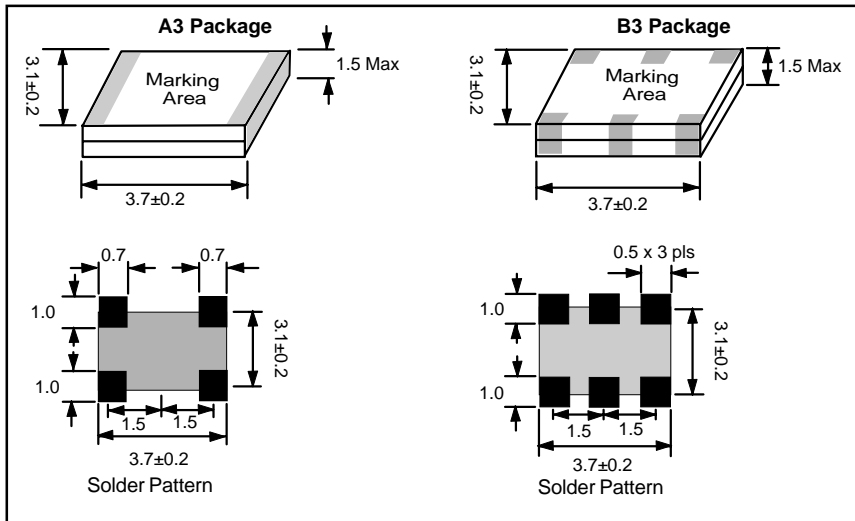
● Applications

- Computers and Peripherals
- Consumer Products

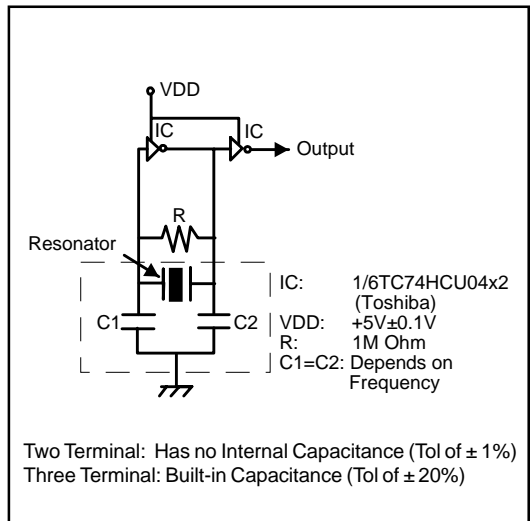
● Specifications

Parameter		Specification
Frequency Range		8.00 to 50.00 MHz
Frequency Tolerance at 25° C		±0.5% Maximum
Frequency Stability over Temperature		±0.3% Maximum from initial value
Temperature Range	Operating	-20° C to +80° C
	Storage	-40° C to +85° C
Aging		±0.3 % Maximum over 10 years
Resonant Resistance		50 Ohm Maximum
Built in Capacitance		10 to 16 pF (Three Terminal Only)

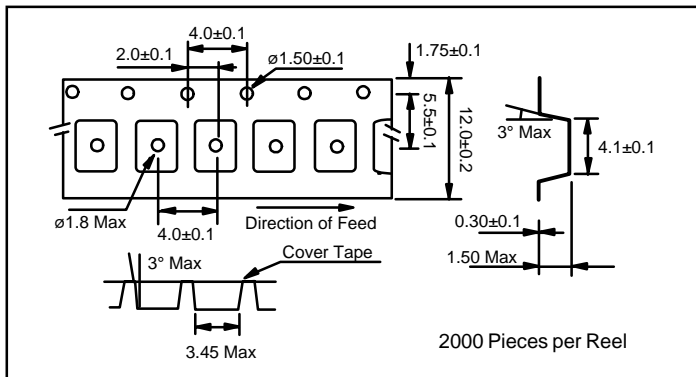
● SMD Package Dimensions



● Test Circuit



● CarrierTape Dimensions



● Part Numbering System

Series	Frequency	Package Type
SMRS	in MHz	A3 (Two Terminal)
		B3 (Three Terminal)

Example: SMRS-18.43-A3

Packaging: 2000 per Reel