

TOSHIBA BI-DIRECTIONAL TRIODE THYRISTOR SILICON PLANAR TYPE

SM8G45, SM8J45, SM8G45A, SM8J45A

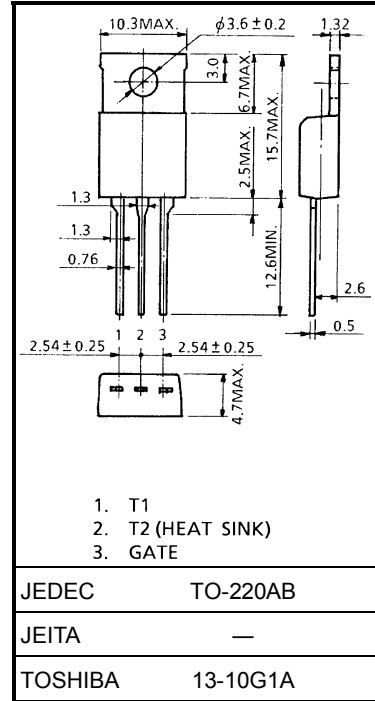
AC POWER CONTROL APPLICATIONS

- Repetitive Peak Off-State Voltage: $V_{DRM} = 400V, 600V$
- R.M.S On-State Current: $I_T (RMS) = 8A$
- High Commutating (dv / dt)

MAXIMUM RATINGS

CHARACTERISTIC	SYMBOL	RATING	UNIT
Repetitive Peak Off-State Voltage	SM8G45 SM8G45A	400	V
	SM8J45 SM8J45A	600	
R.M.S On-State Current (Full Sine Waveform $T_c = 105^\circ C$)	$I_T (RMS)$	8	A
Peak One Cycle Surge On-State Current (Non-Repetitive)	I_{TSM}	80 (50Hz)	A
		88 (60Hz)	
I^2_t Limit Value	I^2_t	32	A^2s
Critical Rate of Rise of On-State Current	di / dt	50	$A / \mu s$
Peak Gate Power Dissipation	P_{GM}	5	W
Average Gate Power Dissipation	$P_G (AV)$	0.5	W
Peak Gate Voltage	V_{GM}	10	V
Peak Gate Current	I_{GM}	2	A
Junction Temperature	T_j	-40~125	$^\circ C$
Storage Temperature Range	T_{stg}	-40~125	$^\circ C$

Unit: mm

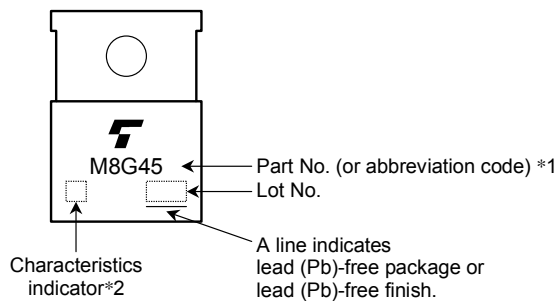


Weight: 2.0 g (typ.)

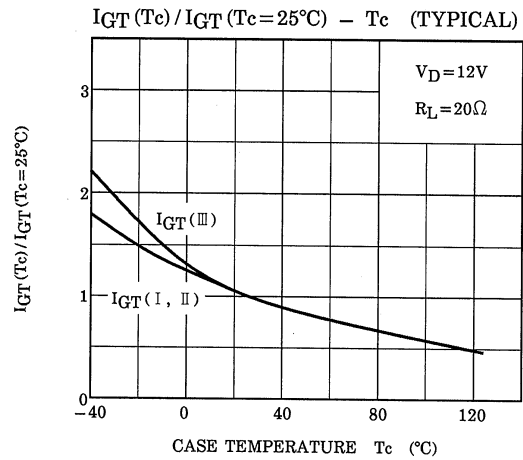
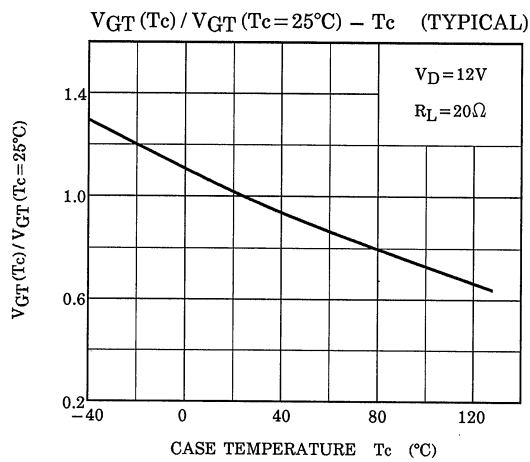
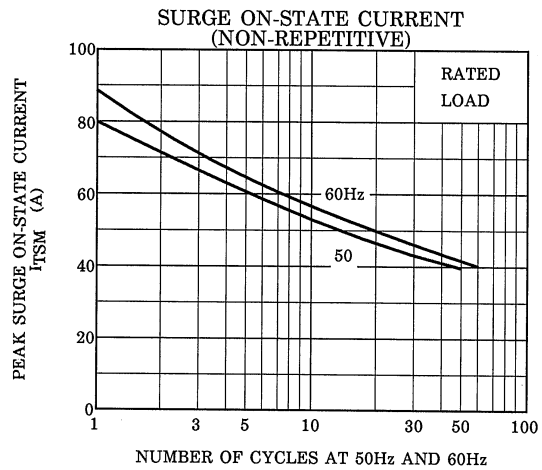
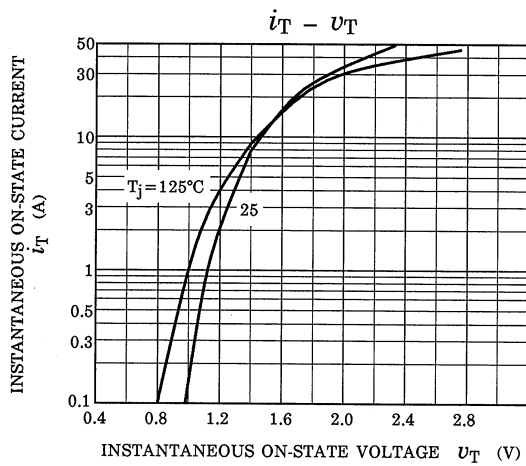
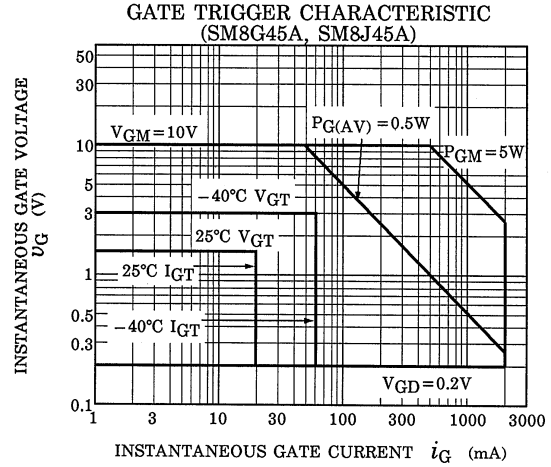
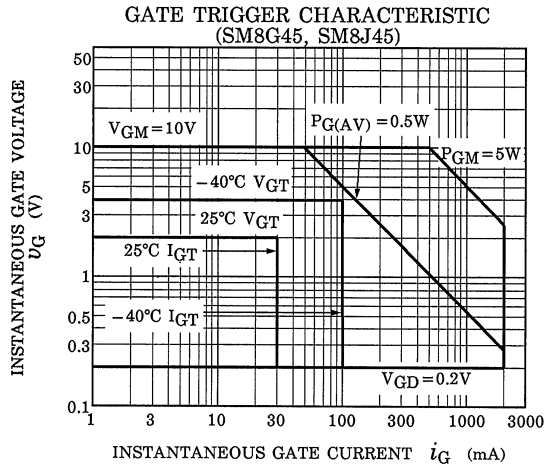
ELECTRICAL CHARACTERISTICS (Ta = 25°C)

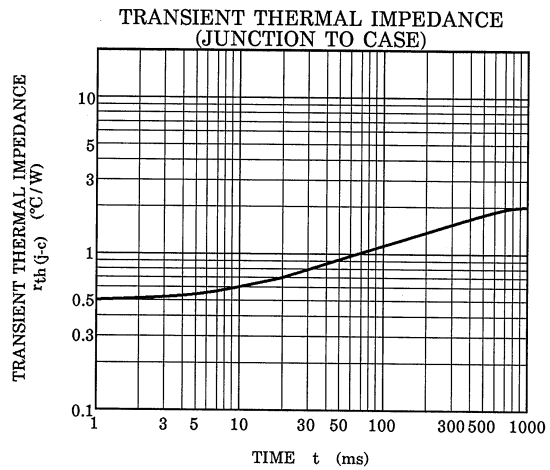
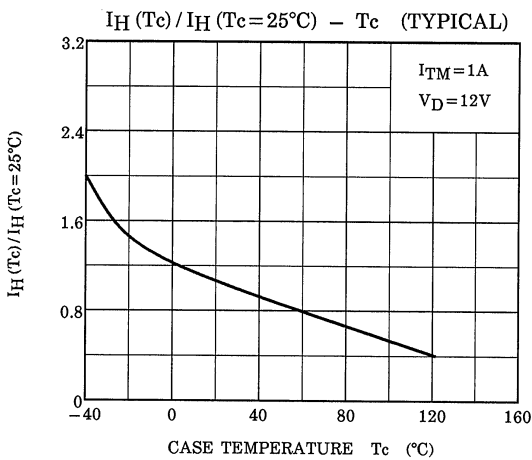
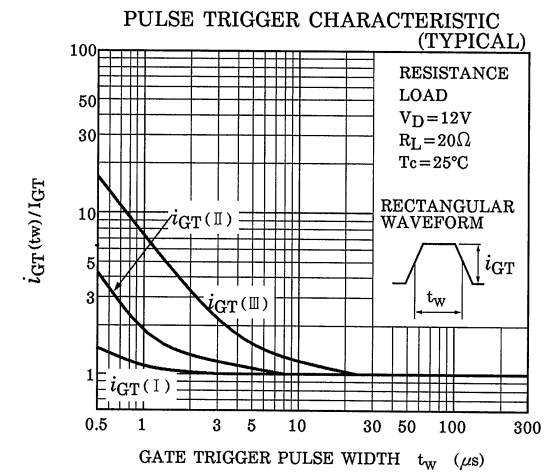
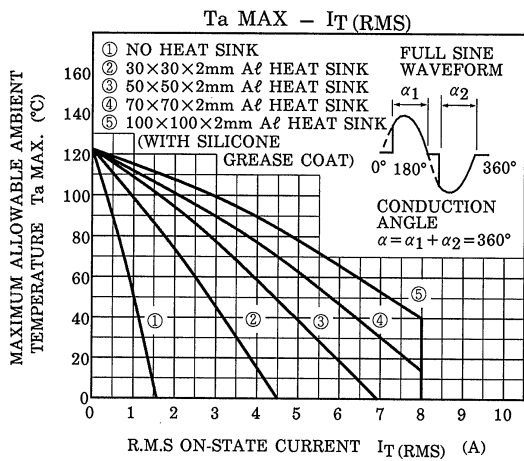
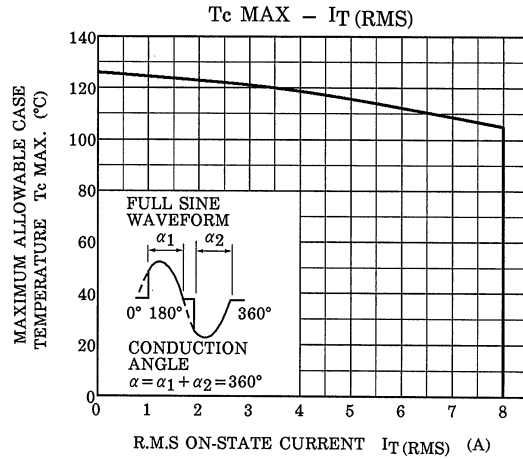
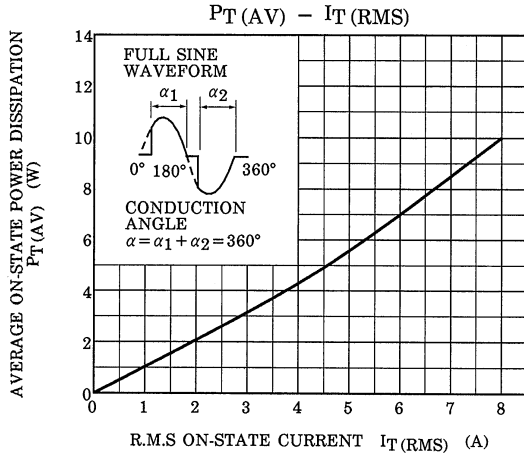
CHARACTERISTIC		SYMBOL	TEST CONDITION	MIN	TYP.	MAX	UNIT	
Repetitive Peak Off-State Current		I_{DRM}	$V_{DRM} = \text{Rated}, T_j = 125^\circ\text{C}$	—	—	2	mA	
Gate Trigger Voltage	SM8G45 SM8J45	I	$V_D = 12\text{V}$ $R_L = 20\Omega$	T2 (+), Gate (+)	—	—	2	V
		II		T2 (+), Gate (-)	—	—	2	
		III		T2 (-), Gate (-)	—	—	2	
		IV		T2 (-), Gate (+)	—	—	—	
	SM8G45A SM8J45A	I		T2 (+), Gate (+)	—	—	1.5	
		II		T2 (+), Gate (-)	—	—	1.5	
		III		T2 (-), Gate (-)	—	—	1.5	
		IV		T2 (-), Gate (+)	—	—	—	
Gate Trigger Current	SM8G45 SM8J45	I	$V_D = 12\text{V}$ $R_L = 20\Omega$	T2 (+), Gate (+)	—	—	30	mA
		II		T2 (+), Gate (-)	—	—	30	
		III		T2 (-), Gate (-)	—	—	30	
		IV		T2 (-), Gate (+)	—	—	—	
	SM8G45A SM8J45A	I		T2 (+), Gate (+)	—	—	20	
		II		T2 (+), Gate (-)	—	—	20	
		III		T2 (-), Gate (-)	—	—	20	
		IV		T2 (-), Gate (+)	—	—	—	
Peak On-State Voltage		V_{TM}	$I_{TM} = 12\text{A}$	—	—	1.5	V	
Gate Non-Trigger Voltage		V_{GD}	$V_D = \text{Rated}, T_c = 125^\circ\text{C}$	0.2	—	—	V	
Holding Current		I_H	$V_D = 12\text{V}, I_{TM} = 1\text{A}$	—	—	50	mA	
Thermal Resistance		$R_{th(j-c)}$	Junction to Case, AC	—	—	2.0	$^\circ\text{C} / \text{W}$	
Critical Rate of Rise of Off-State Voltage at Commutation	SM8G45 SM8J45	$(dv / dt)_c$	$V_{DRM} = 400\text{V},$ $(di / dt)_c = -4.5\text{A} / \text{ms}$ $T_j = 125^\circ\text{C}$	10	—	—	V / μs	
	SM8G45A SM8J45A			4	—	—		

MARKING



	Part No. (or abbreviation code)	Part No.
*1	M8G45	SM8G45, SM8G45A
	M8J45	SM8J45, SM8J45A
*2	Nothing	SM8G45, SM8J45
	M8J45A	SM8G45A, SM8J45A





RESTRICTIONS ON PRODUCT USE

030619EAA

- The information contained herein is subject to change without notice.
- The information contained herein is presented only as a guide for the applications of our products. No responsibility is assumed by TOSHIBA for any infringements of patents or other rights of the third parties which may result from its use. No license is granted by implication or otherwise under any patent or patent rights of TOSHIBA or others.
- TOSHIBA is continually working to improve the quality and reliability of its products. Nevertheless, semiconductor devices in general can malfunction or fail due to their inherent electrical sensitivity and vulnerability to physical stress. It is the responsibility of the buyer, when utilizing TOSHIBA products, to comply with the standards of safety in making a safe design for the entire system, and to avoid situations in which a malfunction or failure of such TOSHIBA products could cause loss of human life, bodily injury or damage to property.
In developing your designs, please ensure that TOSHIBA products are used within specified operating ranges as set forth in the most recent TOSHIBA products specifications. Also, please keep in mind the precautions and conditions set forth in the "Handling Guide for Semiconductor Devices," or "TOSHIBA Semiconductor Reliability Handbook" etc..
- The TOSHIBA products listed in this document are intended for usage in general electronics applications (computer, personal equipment, office equipment, measuring equipment, industrial robotics, domestic appliances, etc.). These TOSHIBA products are neither intended nor warranted for usage in equipment that requires extraordinarily high quality and/or reliability or a malfunction or failure of which may cause loss of human life or bodily injury ("Unintended Usage"). Unintended Usage include atomic energy control instruments, airplane or spaceship instruments, transportation instruments, traffic signal instruments, combustion control instruments, medical instruments, all types of safety devices, etc.. Unintended Usage of TOSHIBA products listed in this document shall be made at the customer's own risk.
- TOSHIBA products should not be embedded to the downstream products which are prohibited to be produced and sold, under any law and regulations.