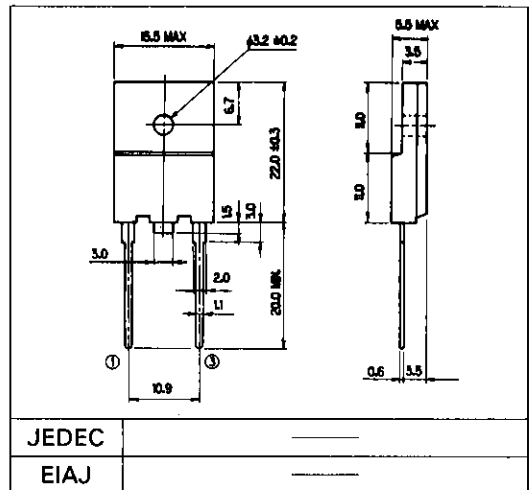


高速整流ダイオード

FAST RECOVERY DIODE

■外形寸法：Outline Drawings



■特長：Features

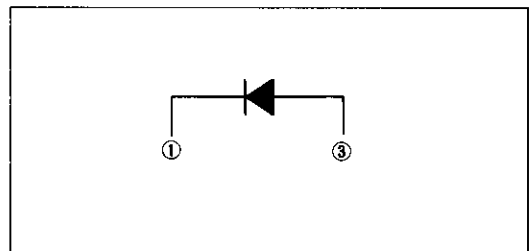
- 高品位TV, 高精細度ディスプレイ用ダンパー
Damper diode for high definition TV and high resolution display.
- 取り付け面が絶縁されたフルモールドタイプ
Insulated package by fully molding.
- プレーナー技術による高信頼性
High reliability by planer design.

■用途：Applications

- 高速スイッチング
High speed switching.

■電極接続

Connection Diagram



■定格と特性：Maximum Ratings and Characteristics

●絶対最大定格：Absolute Maximum Ratings

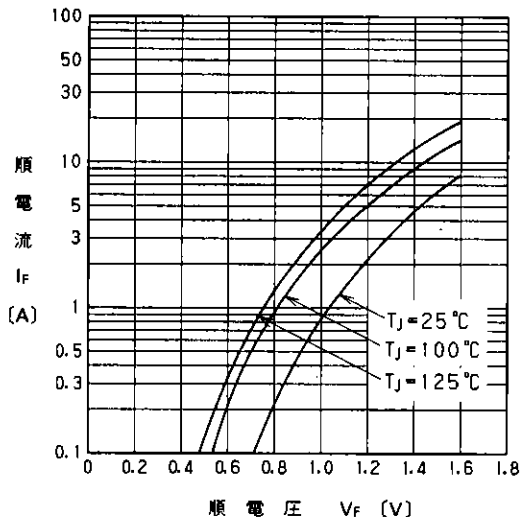
Items	Symbols	Conditions	Ratings	Units
ピーク繰り返し逆電圧 Repetitive Peak Reverse Voltage	V_{RRM}		1500	V
ピーク非繰り返し逆電圧 Non-Repetitive Peak Reverse Voltage	V_{RSM}		1500	V
絶縁耐圧 Isolating Voltage	V_{ISO}	一括端子・ケース間、AC1分間印加 Terminals-to-Case, AC, 1 min.	1500	V
平均出力電流 Average Output Current	I_O	方形波, duty = 1/2, $T_C = 115^\circ\text{C}$ Square Wave	8	A
サージ電流 Surge Current	I_{FSM}	正弦波 Sine wave 10ms 定格負荷状態より	50	A
接合温度 Operating Junction Temperature	T_J		-40~+150	$^\circ\text{C}$
保存温度 Storage Temperature	T_{STG}		-40~+150	$^\circ\text{C}$

●電気的特性(特に指定がない限り周囲温度 $T_a = 25^\circ\text{C}$ とする)

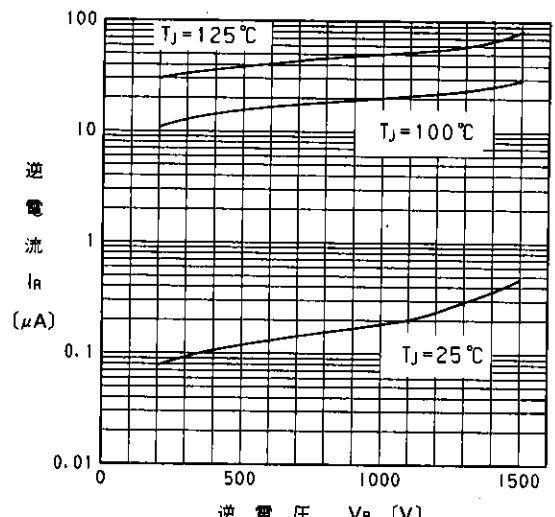
Electrical Characteristics ($T_a = 25^\circ\text{C}$ Unless otherwise specified)

Items	Symbols	Conditions	Max.	Units
順電圧 Forward Voltage Drop	V_{FM}	$I_{FM} = 5\text{A}$	1.5	V
逆電流 Reverse Current	I_{RRM}	$V_R = V_{RRM}$	10	μA
逆回復時間 Reverse Recovery Time	t_{rr}	$I_{FM} = 0.1\text{A}$, $I_{RRM} = 0.1\text{A}$	1.0	μs
熱抵抗 Thermal Resistance	$R_{th(j-c)}$	接合・ケース間 Junction to case	2.5	$^\circ\text{C}/\text{W}$

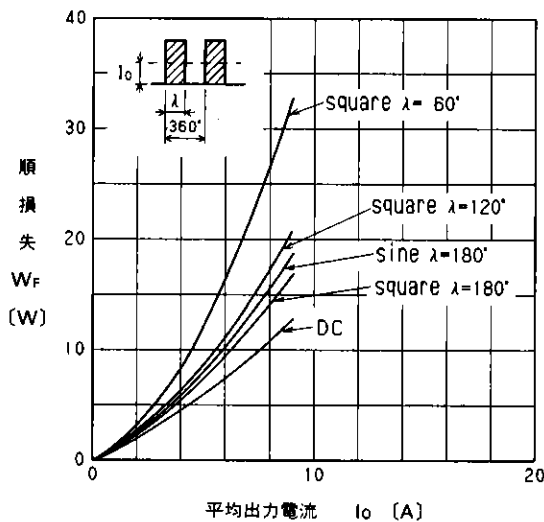
■特性曲線：Characteristics



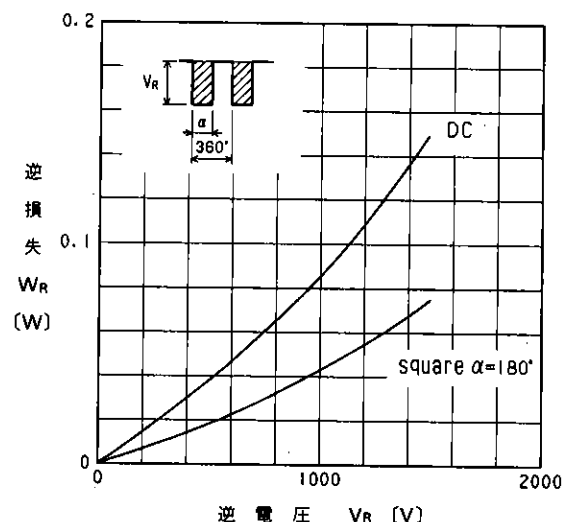
順特性 (代表特性)
Forward Characteristics



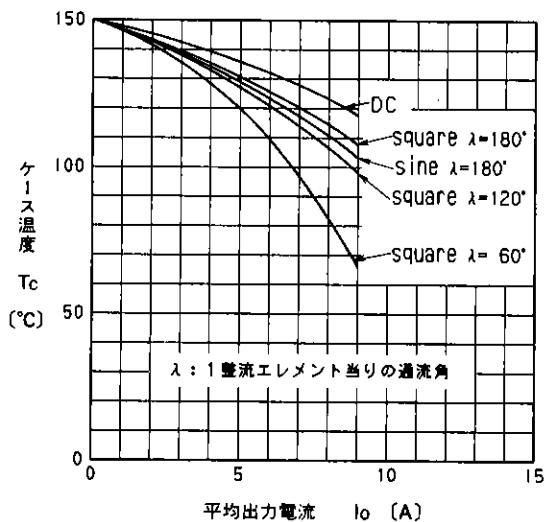
逆特性 (代表特性)
Reverse Characteristics



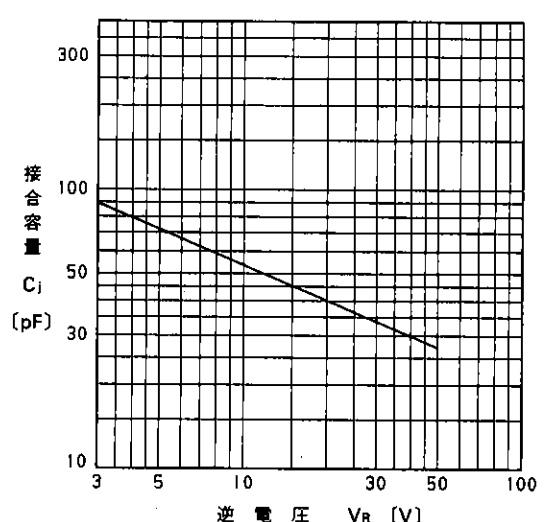
順損失特性
Forward Power Dissipation



逆損失特性
Reverse Power Dissipation

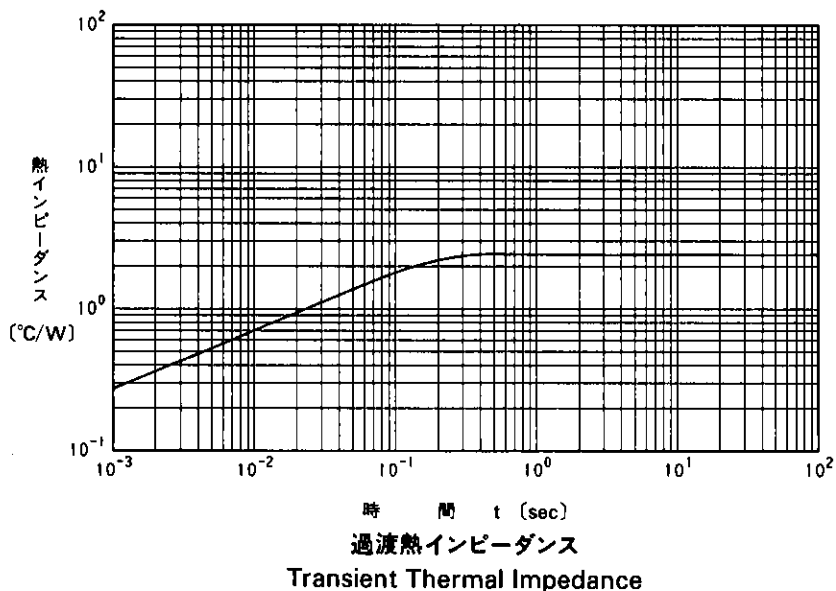
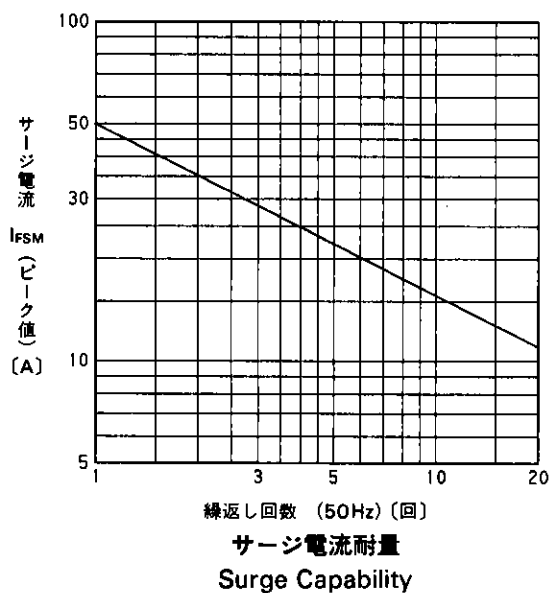


出力電流-ケース温度特性
Output Current - Case Temperature



接合容量特性 (代表特性)
Junction Capacitance Characteristics

A



For more information, contact:

Collmer Semiconductor, Inc.

P.O. Box 702708

Dallas, TX 75370

972-233-1589

972-233-0481 Fax

<http://www.collmer.com>