



## Technical Data Sheet

### 3mm Silicon PIN Photodiode T-1

---

#### PD204-6C

#### Features

- Fast response time
- High photo sensitivity
- Small junction capacitance

#### Descriptions

- PD204-6C is a high speed and high sensitive PIN photodiode in a standard 3 pin plastic package. The device is Spectrally matched to visible and infrared emitting diode.



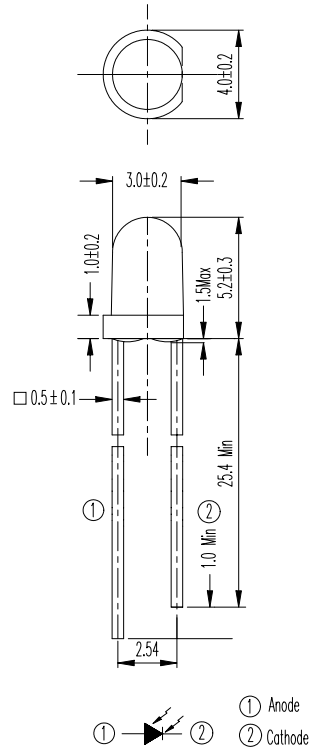
#### Applications

- Automatic door sensor
- Copier
- Game machine

#### Device Selection Guide

LED Part No.	Chip	Lens Color
	Material	
PD	Silicon	Water clear

**Package Dimensions**



- Notes:** 1.All dimensions are in millimeters  
 2.Tolerances unless dimensions  $\pm 0.1$ mm

**Absolute Maximum Ratings (Ta=25 )**

Parameter	Symbol	Rating	Units
Reverse Voltage	$V_R$	32	V
Operating Temperature	$T_{opr}$	-25 ~ +85	
Storage Temperature	$T_{stg}$	-40 ~ +85	
Soldering Temperature	$T_{sol}$	260	
Power Dissipation at(or below) 25 Free Air Temperature	$P_c$	150	mW

**Notes:** \*1:Soldering time 5 seconds.

**Electro-Optical Characteristics (Ta=25 )**

Parameter	Symbol	Condition	Min	Typ	Max	Unit
Rang Of Spectral Bandwidth	0.5	---	400	---	1100	nm
Wavelength Of Peak Sensitivity	p	---	---	940	---	nm
Open-Circuit Voltage	V <sub>OC</sub>	Ee=5mW/cm <sup>2</sup> p=940nm	---	0.42	---	V
Short- Circuit Current	I <sub>SC</sub>	Ee=1mW/cm <sup>2</sup> p=940nm	---	3.5	---	μA
Reverse Light Current	I <sub>L</sub>	Ee=1mW/cm <sup>2</sup> p=940nm V <sub>R</sub> =5V	---	3.5	---	μA
Reverse Dark Current	I <sub>D</sub>	Ee=0mW/cm <sup>2</sup> V <sub>R</sub> =10V	---	---	10	nA
Reverse Breakdown Voltage	B <sub>VR</sub>	Ee=0mW/cm <sup>2</sup> I <sub>R</sub> =100 μA	32	170	---	V
Total Capacitance	C <sub>t</sub>	Ee=0mW/cm <sup>2</sup> V <sub>R</sub> =5V f=1MHz	---	5	---	pF
Rise Time	t <sub>r</sub>	V <sub>R</sub> =10V R <sub>L</sub> =1000	---	6	---	nS
Fall Time	t <sub>f</sub>		---	6	---	

**Typical Electro-Optical Characteristics Curves**

Fig.1 Power Dissipation vs. Ambient Temperature

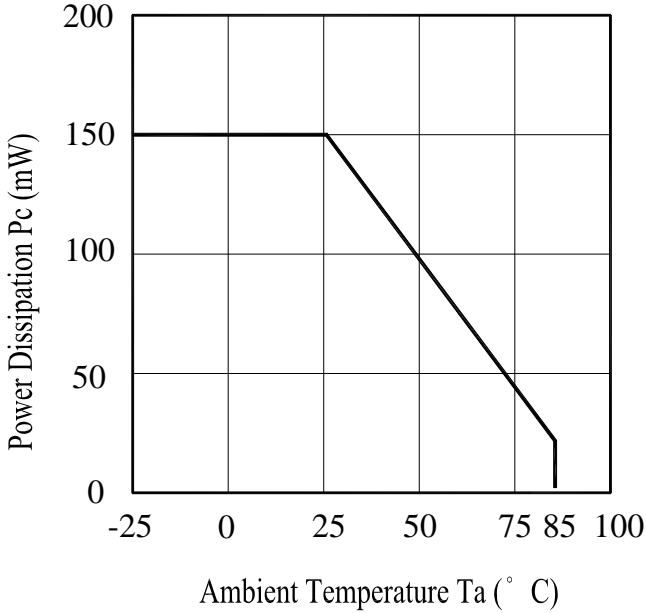


Fig.2 Spectral Sensitivity

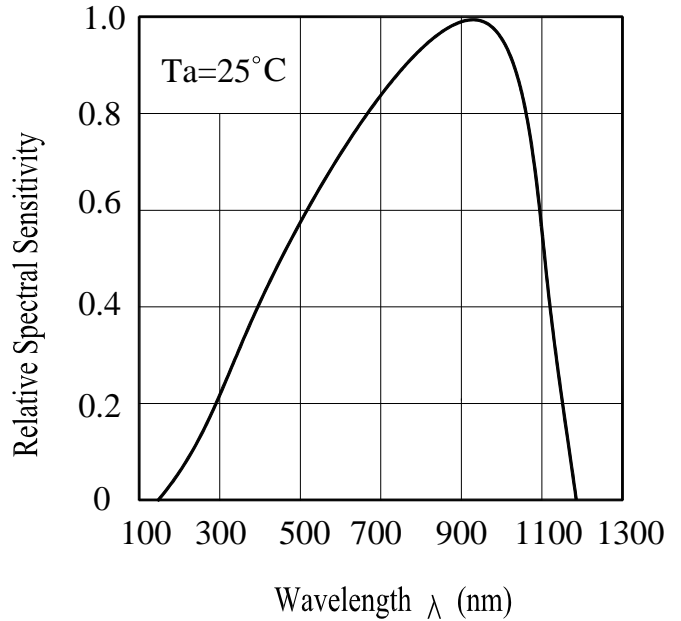


Fig.3 Dark Current vs. Ambient Temperature

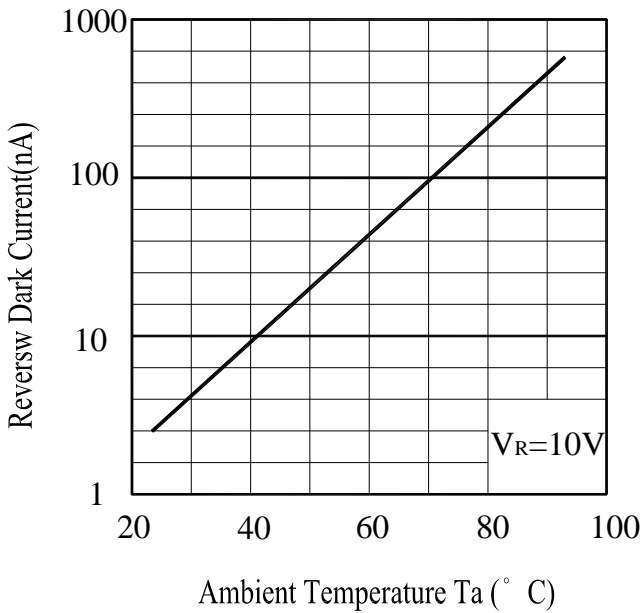
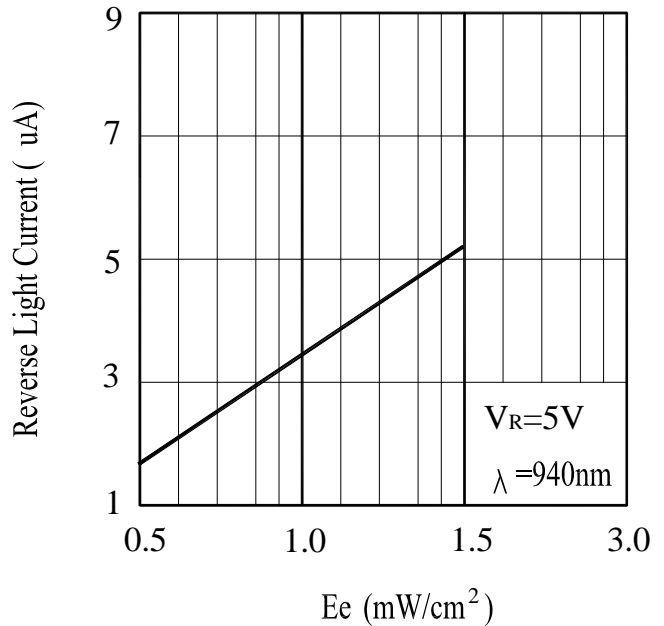


Fig. 4 Reverse Light Current vs. Ee



**Typical Electro-Optical Characteristics Curves**

Fig.5 Terminal Capacitance vs. Reverse Voltage

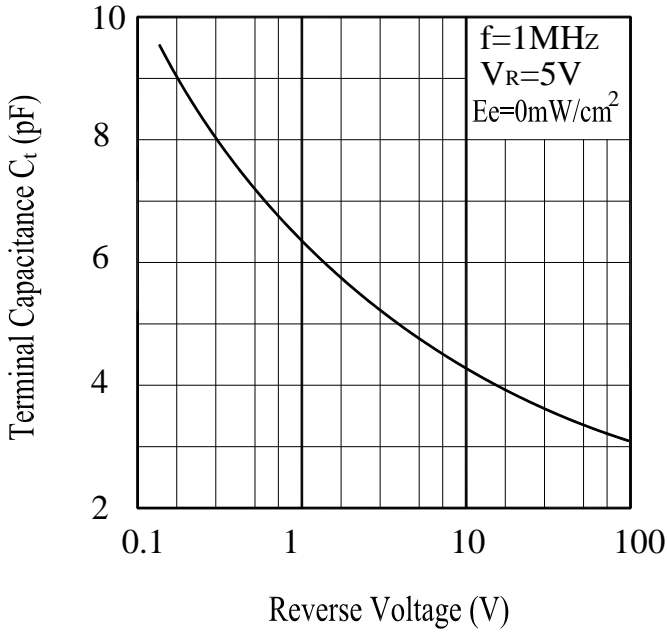
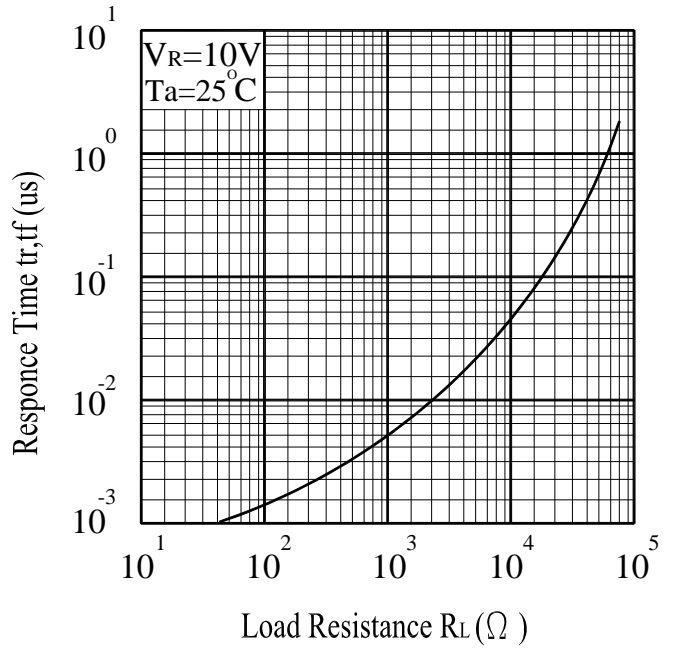


Fig.6 Response Time vs. Load Resistance



**Reliability Test Item And Condition**

The reliability of products shall be satisfied with items listed below.

Confidence level : 90%


LTPD : 10%

NO.	Item	Test Conditions	Test Hours/ Cycles	Sample Sizes	Failure Judgement Criteria	Ac/Re
1	Solder Heat	TEMP. : 260 ± 5	10secs	22pcs	I <sub>L</sub> L× 0.8  L : Lower Specification Limit	0/1
2	Temperature Cycle	H : +85      30mins ↑ 5mins ↓ L : -55      30mins	50Cycles	22pcs		0/1
3	Thermal Shock	H : +100      5mins ↑ 10secs ↓ L : -10      5mins	50Cycles	22pcs		0/1
4	High Temperature Storage	TEMP. : +100	1000hrs	22pcs		0/1
5	Low Temperature Storage	TEMP. : -55	1000hrs	22pcs		0/1
6	DC Operating Life	V <sub>R</sub> =5V	1000hrs	22pcs		0/1
7	High Temperature/ High Humidity	85 / 85% R.H	1000hrs	22pcs		0/1

### **Packing Quantity Specification**

- 1.1000PCS/1Bag , 4Bags/1Box
- 2.10Boxes/1Carton

### **Label Form Specification**



CPN: Customer's Production Number  
P/N : Production Number  
QTY: Packing Quantity  
CAT: Ranks  
HUE: Peak Wavelength  
REF: Reference  
LOT No: Lot Number  
MADE IN TAIWAN: Production Place

### **Notes**

1. Above specification may be changed without notice. EVERLIGHT will reserve authority on material change for above specification.
2. When using this product, please observe the absolute maximum ratings and the instructions for using outlined in these specification sheets. EVERLIGHT assumes no responsibility for any damage resulting from use of the product which does not comply with the absolute maximum ratings and the instructions included in these specification sheets.
3. These specification sheets include materials protected under copyright of EVERLIGHT corporation. Please don't reproduce or cause anyone to reproduce them without EVERLIGHT's consent.

**EVERLIGHT ELECTRONICS CO., LTD.**  
Office: No 25, Lane 76, Sec 3, Chung Yang Rd,  
Tucheng, Taipei 236, Taiwan, R.O.C

Tel: 886-2-2267-2000, 2267-9936  
Fax: 886-2267-6244, 2267-6189, 2267-6306  
<http://www.everlight.com>