

Three-Way Power Dividers

1 - 100 MHz and 50 - 300 MHz

M3H-50/M3V-50

V2.00

Features

- Ideal for High Density Packaging
- High Isolation
- VSWR: 1.3:1 Max.
- Impedance: 50 Ohms Nom.
- Maximum Power Rating or Input Power: 1 W. Max.
- Internal Load Dissipation: 0.05 W. Max.
- MIL-STD-202 Screening Available

Guaranteed Specifications* (From -55°C to +85°C)

Part Number	M3H-50	M3V-50
Frequency Range	1 - 100	50 - 300 MHz
Insertion Loss (Less Coupling)	0.5	0.75 dB Max.
Isolation	30	25 dB Min.
Amplitude Balance	0.2	0.2 dB Max.
Phase Balance	1.0	2.0° Max.
VSWR	1.3:1	1.3:1 Max.

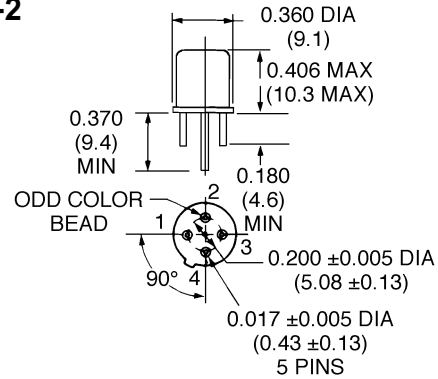
*All specifications apply with 50 ohm source and load impedance.

Pin Configuration		
P2		Input
P1		Output
P3		Output
P4		Output
		Case ground.

Ordering Information

Part Number	Package
M3H-50	TO-5-2
M3V-50	TO-5-2

TO-5-2

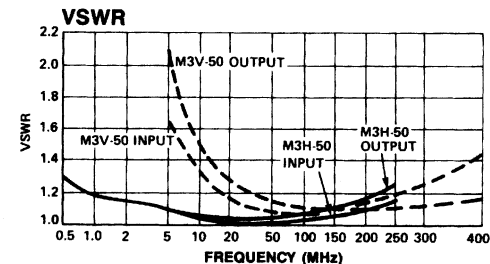
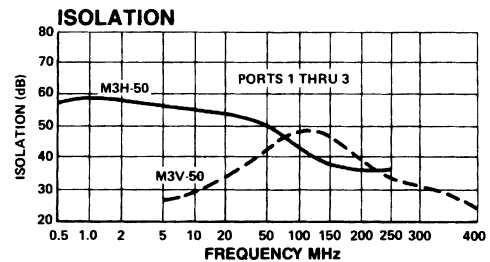
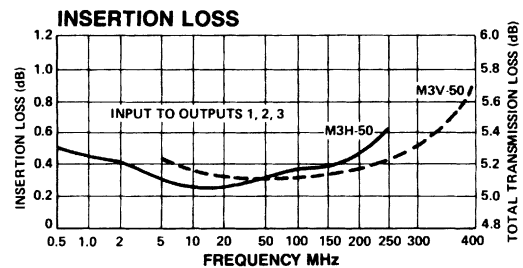


Dimensions in () are in mm.

Unless Otherwise Noted: .xxx = ±0.010 (.xx = ±0.25)
.xx = ±0.02 (.x = ±0.5)

MOUNTING AREA: 0.1 SQ. IN. 0.6 SQ. CM.
WEIGHT (APPROX.): 0.11 OUNCES 3 GRAMS

Typical Performance



Specifications Subject to Change Without Notice.

M/A-COM, Inc.

North America: Tel. (800) 366-2266 ■ Asia/Pacific: Tel. +81 (03) 3226-1671 ■ Europe: Tel. +44 (1344) 869 595
Fax (800) 618-8883 Fax +81 (03) 3226-1451 Fax +44 (1344) 300 020