

LL4153

FEATURES :

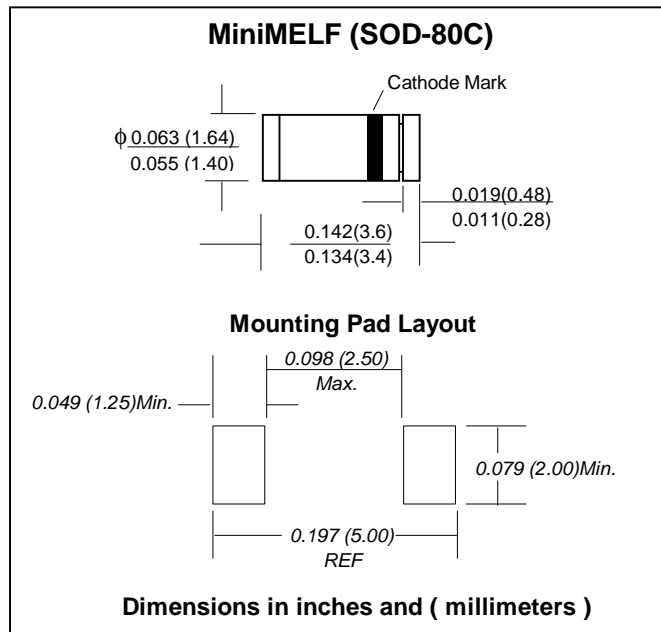
- High switching speed: max. 4 ns
- Continuous reverse voltage: max. 50 V
- Repetitive peak reverse voltage: max. 75 V
- Pb / RoHS Free

MECHANICAL DATA :

Case: MiniMELF Glass Case (SOD-80)

Weight: approx. 0.05g

HIGH SPEED SWITCHING DIODE



Maximum Ratings and Thermal Characteristics (Rating at 25 °C ambient temperature unless otherwise specified.)

Parameter	Symbol	Value	Unit
Maximum Repetitive Peak Reverse Voltage	V_{RM}	75	V
Maximum Continuous Reverse Voltage	V_R	50	V
Maximum Continuous Forward Current	I_F	200	mA
Maximum Surge Forward Current at $t < 1s$, $T_j = 25^\circ C$	I_{FSM}	0.5	A
Maximum Power Dissipation	P_D	500	mW
Maximum Junction Temperature	T_J	200	$^\circ C$
Storage Temperature Range	T_S	-65 to + 200	$^\circ C$

Electrical Characteristics ($T_J = 25^\circ C$ unless otherwise noted)

Parameter	Symbol	Test Condition	Min.	Typ.	Max.	Unit
Reverse Current	I_R	$V_R = 50 V$	-	-	0.05	μA
		$V_R = 50 V$, $T_J = 150^\circ C$	-	-	50	μA
Forward Voltage	V_F	$I_F = 50 mA$	-	-	0.88	V
Diode Capacitance	C_d	$f = 1MHz$; $V_R = 0$	-	-	2.0	pF
Reverse Recovery Time	T_{rr}	$I_F = 10 mA$ to $I_R = 10mA$ $R_L = 100\Omega$; measured at $I_R = 1mA$	-	-	4	ns

RATING AND CHARACTERISTIC CURVES (LL4153)

FIG. 1 MAXIMUM FORWARD CURRENT VERSUS AMBIENT TEMPERATURE

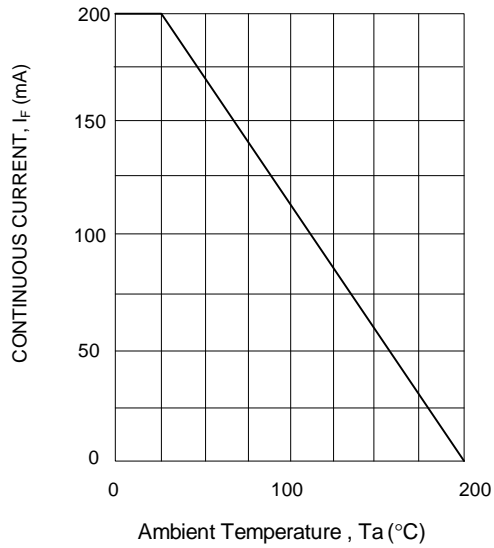


FIG. 2 TYPICAL FORWARD VOLTAGE

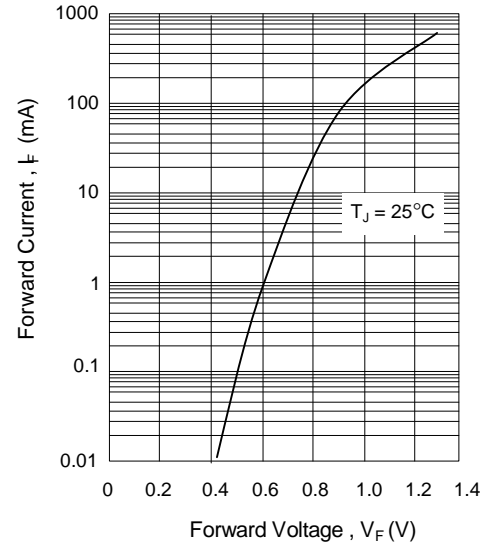


FIG. 3 TYPICAL DIODE CAPACITANCE AS A FUNCTION OF REVERSE VOLTAGE

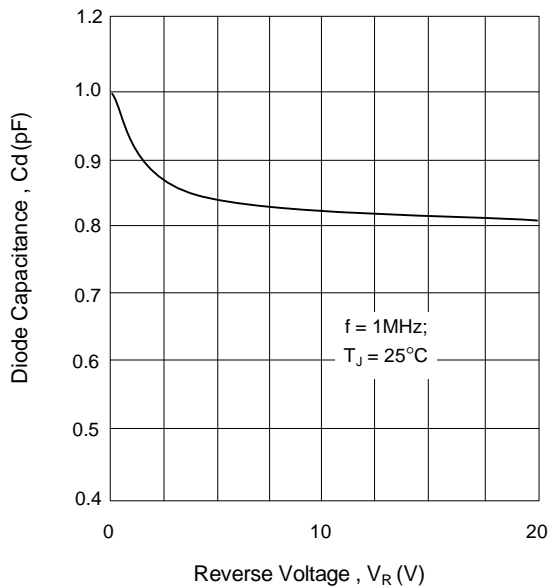


FIG. 4 TYPICAL REVERSE CURRENT VERSUS JUNCTION TEMPERATURE

