

Zener diode

FTZ5.6E

●Applications

Constant voltage control

Noise suppression on signal line

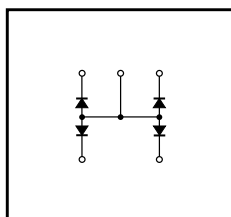
●Features

- 1) Small surface mounting type.(SMD5)
- 2) Multiple diodes with common anode configuration.
- 3) High reliability.

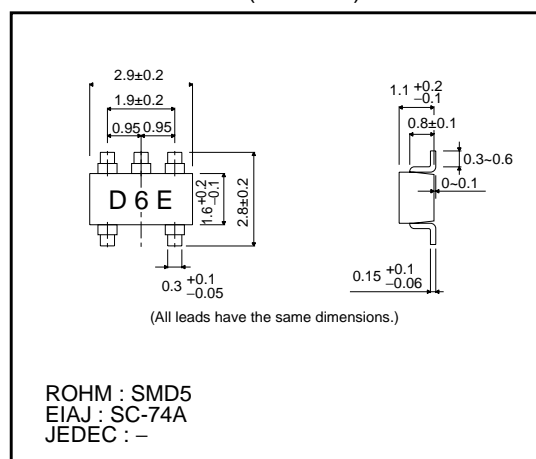
●Construction

Silicon epitaxial planar

●Circuit



●External dimensions (Units: mm)



●Absolute maximum ratings (Ta = 25°C)

Parameter	Symbol	Limits	Unit
Power dissipation*	P	200	mW
Junction temperature	Tj	125	°C
Storage temperature	Tstg	-55~+125	°C

* Total of 4 elements

●Electrical characteristics (Ta = 25°C)

Parameter	Symbol	Min.	Typ.	Max.	Unit	Conditions
Zener voltage	Vz	5.31	-	5.92	V	Iz = 5mA
Reverse current	IR	-	-	1	μA	VR = 2.5V
Operating resistance	Zz	-	-	60	Ω	Iz = 5mA
Rising operating resistance	Zzk	-	-	200	Ω	Iz = 0.5mA

Diodes

●Others

Item	Standard 1	IEC - 1000 - 4 - 2
Device configuration	Charge/discharge capacitance : 200 pF ± 10% Discharge resistance : 400 Ω ± 10%	Charge/discharge capacitance : 150 pF Discharge resistance : 330 Ω
Judgment contents	5 repetitions No spark or smoke emitted : ± 25 kV No element destruction : ± 20 kV No malfunction : ± 8 kV	10 repetitions No malfunction Contact : ± 8 kV Suspended : ± 15 kV

●Electrical characteristic curve (Ta = 25°C)

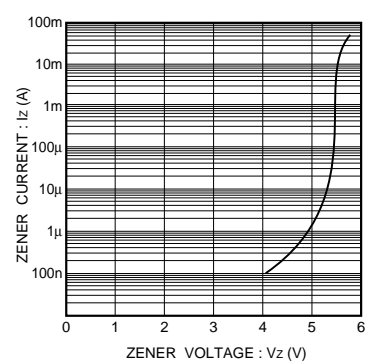


Fig.1 Zener characteristics

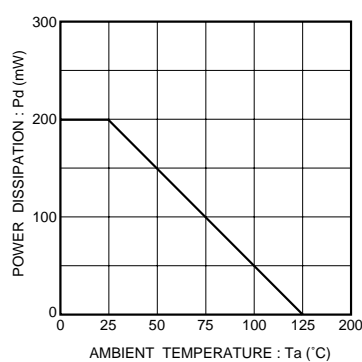


Fig.2 Derating curve