


Power Inductors

C3-K, C4-K, C5-K, C6-K, C8-K, C10-K, C12-K, C13-K Series

Coils, Filters

OUTLINE

High efficiency (low DCR) choke coil for battery-driven portable electronic equipment power supplies (DC-DC converter, switching power supply) and other electronic equipment.



FEATURES

1. Less than one-half the conventional number of DC resistors.
2. Low height, able to handle high power.
3. The "closed magnetic circuit" structure reduces electromagnetic interference.

USES

Use in DSC, DVD, MD/MP3/DVD Player, CDMA, HANDY PHONE, PDA, NOTE-PC, LCD, PDP, CAR NAVIGATION, and other electronic equipments.

SPECIFICATIONS

Type	Size (mm)	H length (mm)	Inductance	Operational Frequency (kHz)	Rated Current (A)	DC Resistance (mΩ)	Pcs/Reel
C3-K1.5L	3.8×3.8	1.5	2.2~68	10~500	0.14~0.85	60~1050	3000
C3-K1.8L	3.8×3.8	1.8	1.2~68	10~500	0.27~1.8	25~980	3000
C4-K1.8R	4.8×4.8	1.9	1.0~150	10~500	0.22~2.4	18~1420	2000
C4-K1.8RA	4.8×4.8	1.9	1.0~150	10~500	0.31~3.5	22~2100	2000
C4-K3R	4.8×4.8	3.0	1.0~150	10~500	0.16~1.95	12~655	2000
C4-K3RA	4.8×4.8	3.0	1.0~150	10~500	0.28~2.7	15~845	2000
C5-K1.8R	5.6×5.6	1.9	1.0~150	10~500	0.31~3.5	25~1210	2000
C5-K1.8RA	5.6×5.6	1.9	1.0~150	10~500	0.33~3.1	25~1850	2000
C5-K2.5R	5.6×5.6	2.6	1.2~150	10~500	0.32~3.4	15~867	2000
C5-K3R	5.6×5.6	3.0	1.0~150	10~500	0.32~3.8	16~645	2000
C5-K3RA	5.6×5.6	3.0	1.0~150	10~500	0.40~3.7	17~850	2000
C6-K1.8R	6.6×6.6	1.9	1.0~150	10~500	0.48~5.0	24~1360	1000
C6-K3L	6.6×6.6	3.2	1.0~150	10~500	0.4~5.5	9~539	1000
C6-K3LA	6.6×6.6	3.2	1.2~150	10~500	0.55~5.6	16~685	1000
C6-K5LA	6.6×6.6	5.0	1.0~100	10~500	0.8~7.0	10~510	500
C8-K4L	8×8	4.0	1.0~150	10~500	0.73~7.0	10~421	500
C8-K5L	8×8	5.0	1.0~150	10~500	0.73~7.0	10~348	500
C8-K5LA	8×8	5.0	1.2~150	10~500	1.1~10.3	11~438	500
C10-K3L	10×10	3.0	1.2~150	10~500	0.7~6.2	16~696	500
C10-K4L	10×10	4.0	1.0~150	10~500	0.85~7.1	11~313	500
C12-K4.5L	11.5×11.5	4.5	1.0~150	10~500	1.2~7.1	7~430	500
C12-K7.5L	11.5×11.5	7.5	1.0~150	10~500	2.2~23.5	6~136	400
C13-K4.5L	13×13	4.5	1.0~150	10~500	1.33~11.02	8~339	500

DATA LIST (C3-K1.5L Series)

C3-K1.5L (Height : 1.5mm max.)

Item	Stamp	Inductance			SRF (MHz) min.	DCR (mΩ) typ.	DC Current (A)	
		(μH)	Tolerance (%)	Test Freq. (kHz)			Inductance -10% typ.	Temp. Δ25K typ.
DE	2R2	2.2	±30	1kHz	-	60	0.85	1.10
DF	2R7	2.7	±30	1kHz	-	70	0.70	1.02
DG	3R3	3.3	±30	1kHz	-	80	0.66	0.96
DH	3R9	3.9	±30	1kHz	-	90	0.60	0.90
DJ	4R7	4.7	±30	1kHz	-	95	0.53	0.84
DK	5R6	5.6	±30	1kHz	-	100	0.50	0.78
DL	6R8	6.8	±30	1kHz	-	110	0.48	0.73
DM	8R2	8.2	±30	1kHz	-	120	0.45	0.68
EA	100	10	±20	1kHz	-	160	0.40	0.60
EB	120	12	±20	1kHz	-	225	0.34	0.54
EC	150	15	±20	1kHz	-	250	0.32	0.51
ED	180	18	±20	1kHz	-	260	0.30	0.48
EE	220	22	±20	1kHz	-	300	0.28	0.40
EF	270	27	±20	1kHz	-	430	0.24	0.38
EG	330	33	±20	1kHz	-	490	0.21	0.36
EH	390	39	±20	1kHz	-	610	0.20	0.32
EJ	470	47	±20	1kHz	-	740	0.18	0.30
EK	560	56	±20	1kHz	-	950	0.16	0.28
EL	680	68	±20	1kHz	-	1050	0.14	0.26

DATA LIST (C3-K1.8L Series)

C3-K1.8L (Height : 1.8mm max.)

Item	Stamp	Inductance			SRF (MHz) min.	DCR (mΩ) typ.	DC Current (A)	
		(μH)	Tolerance (%)	Test Freq. (kHz)			Inductance -10% typ.	Temp. Δ25K typ.
DB	1R2	1.2	±30	1kHz	-	25	1.80	2.30
DD	1R8	1.8	±30	1kHz	-	30	1.55	2.10
DE	2R2	2.2	±30	1kHz	-	43	1.35	1.90
DF	2R7	2.7	±30	1kHz	-	47	1.25	1.80
DG	3R3	3.3	±30	1kHz	-	55	1.15	1.70
DH	3R9	3.9	±30	1kHz	-	65	1.05	1.50
DJ	4R7	4.7	±30	1kHz	-	75	0.92	1.40
DK	5R6	5.6	±30	1kHz	-	100	0.86	1.20
DL	6R8	6.8	±30	1kHz	-	110	0.81	1.10
DM	8R2	8.2	±30	1kHz	-	120	0.78	1.00
EA	100	10	±20	1kHz	-	160	0.70	0.90
EB	120	12	±20	1kHz	-	175	0.65	0.82
EC	150	15	±20	1kHz	-	210	0.58	0.75
ED	180	18	±20	1kHz	-	275	0.52	0.65
EE	220	22	±20	1kHz	-	300	0.46	0.60
EF	270	27	±20	1kHz	-	390	0.42	0.52
EG	330	33	±20	1kHz	-	520	0.38	0.46
EH	390	39	±20	1kHz	-	560	0.35	0.42
EJ	470	47	±20	1kHz	-	775	0.31	0.36
EK	560	56	±20	1kHz	-	860	0.29	0.33
EL	680	68	±20	1kHz	-	980	0.27	0.30

DATA LIST (C4-K1.8R Series)

C4-K1.8R (Height : 1.9mm max.)

Item	Stamp	Inductance			SRF (MHz) min.	DCR (mΩ) typ.	DC Current (A)	
		(μH)	Tolerance (%)	Test Freq. (kHz)			Inductance -10% typ.	Temp. Δ25K typ.
DA	1R0	1.0	±30	1kHz	-	18	2.40	3.20
DC	1R5	1.5	±30	1kHz	-	23	2.20	2.70
DE	2R2	2.2	±30	1kHz	-	29	2.00	2.40
DF	2R7	2.7	±30	1kHz	-	34	1.80	2.30
DG	3R3	3.3	±30	1kHz	-	39	1.70	2.20
DH	3R9	3.9	±30	1kHz	-	53	1.50	2.10
DJ	4R7	4.7	±30	1kHz	-	57	1.40	1.90
DK	5R6	5.6	±30	1kHz	-	65	1.30	1.80
DL	6R8	6.8	±30	1kHz	-	82	1.20	1.60
DM	8R2	8.2	±30	1kHz	-	95	1.10	1.55
EA	100	10	±20	1kHz	-	110	0.98	1.25
EB	120	12	±20	1kHz	-	117	0.88	1.20
EC	150	15	±20	1kHz	-	165	0.80	1.10
ED	180	18	±20	1kHz	-	185	0.75	1.05
EE	220	22	±20	1kHz	-	212	0.70	1.00
EF	270	27	±20	1kHz	-	288	0.60	0.80
EG	330	33	±20	1kHz	-	345	0.52	0.70
EH	390	39	±20	1kHz	-	487	0.45	0.60
EJ	470	47	±20	1kHz	-	545	0.40	0.55
EK	560	56	±20	1kHz	-	595	0.35	0.53
EL	680	68	±20	1kHz	-	693	0.33	0.50
EM	820	82	±20	1kHz	-	850	0.31	0.45
FA	101	100	±20	1kHz	-	1030	0.29	0.38
FB	121	120	±20	1kHz	-	1260	0.25	0.32
FC	151	150	±20	1kHz	-	1420	0.22	0.30

DATA LIST (C4-K1.8RA Series)

C4-K1.8RA (Height : 1.9mm max.)

Item	Stamp	Inductance			SRF (MHz) min.	DCR (mΩ) typ.	DC Current (A)	
		(μH)	Tolerance (%)	Test Freq. (kHz)			Inductance -10% typ.	Temp. Δ25K typ.
DA	1R0	1.0	±30	1kHz	-	22	3.50	2.30
DC	1R5	1.5	±30	1kHz	-	26	3.10	2.10
DD	1R8	1.8	±30	1kHz	-	32	2.80	2.00
DF	2R7	2.7	±30	1kHz	-	39	2.20	1.80
DG	3R3	3.3	±30	1kHz	-	52	2.10	1.50
DH	3R9	3.9	±30	1kHz	-	70	2.00	1.30
DJ	4R7	4.7	±30	1kHz	-	80	1.90	1.20
DK	5R6	5.6	±30	1kHz	-	86	1.70	1.15
DL	6R8	6.8	±30	1kHz	-	97	1.50	1.05
DM	8R2	8.2	±30	1kHz	-	137	1.40	0.90
EA	100	10	±20	1kHz	-	147	1.30	0.82
EB	120	12	±20	1kHz	-	181	1.10	0.71
EC	150	15	±20	1kHz	-	244	0.96	0.59
ED	180	18	±20	1kHz	-	271	0.93	0.56
EE	220	22	±20	1kHz	-	305	0.82	0.50
EF	270	27	±20	1kHz	-	375	0.73	0.44
EG	330	33	±20	1kHz	-	510	0.65	0.42
EH	390	39	±20	1kHz	-	550	0.61	0.38
EJ	470	47	±20	1kHz	-	635	0.57	0.35
EK	560	56	±20	1kHz	-	740	0.51	0.32
EL	680	68	±20	1kHz	-	1110	0.46	0.28
EM	820	82	±20	1kHz	-	1230	0.43	0.26
FA	101	100	±20	1kHz	-	1345	0.41	0.24
FB	121	120	±20	1kHz	-	1550	0.37	0.22
FC	151	150	±20	1kHz	-	2100	0.31	0.19

DATA LIST (C4-K3R Series)

C4-K3R (Height : 3mm max.)

Item	Stamp	Inductance			SRF (MHz) min.	DCR (mΩ) typ.	DC Current (A)	
		(μH)	Tolerance (%)	Test Freq. (kHz)			Inductance -10% typ.	Temp. Δ25K typ.
DA	1R0	1.0	±30	1kHz	-	12	1.95	4.00
DC	1R5	1.5	±30	1kHz	-	15	1.80	3.80
DD	1R8	1.8	±30	1kHz	-	18	1.50	3.50
DF	2R7	2.7	±30	1kHz	-	20	1.20	3.20
DG	3R3	3.3	±30	1kHz	-	23	1.05	3.00
DH	3R9	3.9	±30	1kHz	-	25	0.95	2.80
DJ	4R7	4.7	±30	1kHz	-	29	0.88	2.60
DK	5R6	5.6	±30	1kHz	-	32	0.81	2.40
DL	6R8	6.8	±30	1kHz	-	35	0.72	2.20
DM	8R2	8.2	±30	1kHz	-	45	0.67	2.00
EA	100	10	±20	1kHz	-	49	0.65	1.90
EB	120	12	±20	1kHz	-	55	0.57	1.75
EC	150	15	±20	1kHz	-	76	0.48	1.50
ED	180	18	±20	1kHz	-	82	0.45	1.40
EE	220	22	±20	1kHz	-	93	0.42	1.30
EF	270	27	±20	1kHz	-	125	0.36	1.25
EG	330	33	±20	1kHz	-	138	0.34	1.15
EH	390	39	±20	1kHz	-	155	0.31	1.05
EJ	470	47	±20	1kHz	-	205	0.28	0.85
EK	560	56	±20	1kHz	-	230	0.25	0.81
EL	680	68	±20	1kHz	-	255	0.23	0.78
EM	820	82	±20	1kHz	-	350	0.21	0.63
FA	101	100	±20	1kHz	-	388	0.20	0.60
FB	121	120	±20	1kHz	-	445	0.19	0.57
FC	151	150	±20	1kHz	-	655	0.16	0.42

DATA LIST (C4-K3RA Series)

C4-K3RA (Height : 3mm max.)

Item	Stamp	Inductance			SRF (MHz) min.	DCR (mΩ) typ.	DC Current (A)	
		(μH)	Tolerance (%)	Test Freq. (kHz)			Inductance -10% typ.	Temp. Δ25K typ.
DA	1R0	1.0	±30	1kHz	-	15	2.70	4.00
DC	1R5	1.5	±30	1kHz	-	18	2.50	3.60
DE	2R2	2.2	±30	1kHz	-	21	2.20	3.30
DF	2R7	2.7	±30	1kHz	-	24	2.00	3.00
DG	3R3	3.3	±30	1kHz	-	27	1.85	2.70
DH	3R9	3.9	±30	1kHz	-	31	1.70	2.40
DJ	4R7	4.7	±30	1kHz	-	40	1.50	2.20
DK	5R6	5.6	±30	1kHz	-	45	1.30	1.90
DL	6R8	6.8	±30	1kHz	-	58	1.20	1.70
DM	8R2	8.2	±30	1kHz	-	65	1.10	1.60
EA	100	10	±20	1kHz	-	72	1.05	1.50
EB	120	12	±20	1kHz	-	79	0.95	1.45
EC	150	15	±20	1kHz	-	105	0.85	1.25
ED	180	18	±20	1kHz	-	118	0.83	1.15
EE	220	22	±20	1kHz	-	135	0.80	1.05
EF	270	27	±20	1kHz	-	184	0.65	0.90
EG	330	33	±20	1kHz	-	208	0.59	0.82
EH	390	39	±20	1kHz	-	228	0.56	0.75
EJ	470	47	±20	1kHz	-	258	0.53	0.65
EK	560	56	±20	1kHz	-	345	0.44	0.56
EL	680	68	±20	1kHz	-	385	0.40	0.46
EM	820	82	±20	1kHz	-	530	0.36	0.44
FA	101	100	±20	1kHz	-	630	0.33	0.42
FB	121	120	±20	1kHz	-	727	0.31	0.40
FC	151	150	±20	1kHz	-	845	0.28	0.38

DATA LIST (C5-K1.8R Series)

C5-K1.8R (Height : 1.9mm max.)

Item	Stamp	Inductance			SRF (MHz) min.	DCR (mΩ) typ.	DC Current (A)	
		(μH)	Tolerance (%)	Test Freq. (kHz)			Inductance -10% typ.	Temp. Δ25K typ.
DA	1R0	1.0	±30	1kHz	-	25	3.50	3.10
DC	1R5	1.5	±30	1kHz	-	30	2.70	2.70
DE	2R2	2.2	±30	1kHz	-	35	2.20	2.60
DG	3R3	3.3	±30	1kHz	-	39	2.00	2.40
DH	3R9	3.9	±30	1kHz	-	49	1.75	2.20
DJ	4R7	4.7	±30	1kHz	-	54	1.60	1.90
DK	5R6	5.6	±30	1kHz	-	63	1.50	1.75
DL	6R8	6.8	±30	1kHz	-	68	1.40	1.65
DM	8R2	8.2	±30	1kHz	-	79	1.35	1.55
EA	100	10	±20	1kHz	-	85	1.10	1.45
EB	120	12	±20	1kHz	-	108	0.97	1.30
EC	150	15	±20	1kHz	-	120	0.94	1.20
ED	180	18	±20	1kHz	-	158	0.84	1.05
EE	220	22	±20	1kHz	-	182	0.78	0.97
EF	270	27	±20	1kHz	-	231	0.68	0.82
EG	330	33	±20	1kHz	-	287	0.61	0.77
EH	390	39	±20	1kHz	-	315	0.57	0.73
EJ	470	47	±20	1kHz	-	460	0.52	0.62
EK	560	56	±20	1kHz	-	503	0.47	0.59
EL	680	68	±20	1kHz	-	572	0.41	0.55
EM	820	82	±20	1kHz	-	828	0.37	0.45
FA	101	100	±20	1kHz	-	925	0.35	0.42
FB	121	120	±20	1kHz	-	1030	0.33	0.40
FC	151	150	±20	1kHz	-	1210	0.31	0.38

DATA LIST (C5-K1.8RA Series)

C5-K1.8RA (Height : 1.9mm max.)

Item	Stamp	Inductance			SRF (MHz) min.	DCR (mΩ) typ.	DC Current (A)	
		(μH)	Tolerance (%)	Test Freq. (kHz)			Inductance -10% typ.	Temp. Δ25K typ.
DA	1R0	1.0	±30	1kHz	-	25	3.10	3.10
DC	1R5	1.5	±30	1kHz	-	32	2.70	2.70
DE	2R2	2.2	±30	1kHz	-	38	2.50	2.50
DF	2R7	2.7	±30	1kHz	-	44	2.30	2.25
DH	3R9	3.9	±30	1kHz	-	50	2.05	2.05
DJ	4R7	4.7	±30	1kHz	-	56	1.95	1.95
DK	5R6	5.6	±30	1kHz	-	66	1.85	1.80
DL	6R8	6.8	±30	1kHz	-	83	1.65	1.65
DM	8R2	8.2	±30	1kHz	-	98	1.50	1.50
EA	100	10	±20	1kHz	-	115	1.35	1.30
EB	120	12	±20	1kHz	-	130	1.25	1.25
EC	150	15	±20	1kHz	-	155	1.15	1.15
ED	180	18	±20	1kHz	-	174	1.05	1.05
EE	220	22	±20	1kHz	-	229	0.91	0.90
EF	270	27	±20	1kHz	-	282	0.83	0.82
EG	330	33	±20	1kHz	-	353	0.74	0.73
EH	390	39	±20	1kHz	-	450	0.69	0.68
EJ	470	47	±20	1kHz	-	588	0.62	0.60
EK	560	56	±20	1kHz	-	620	0.57	0.55
EL	680	68	±20	1kHz	-	695	0.52	0.50
EM	820	82	±20	1kHz	-	930	0.47	0.45
FA	101	100	±20	1kHz	-	1195	0.42	0.39
FB	121	120	±20	1kHz	-	1331	0.38	0.35
FC	151	150	±20	1kHz	-	1850	0.33	0.30

DATA LIST (C5-K2.5R Series)

C5-K2.5R (Height : 2.6mm max.)

Item	Stamp	Inductance			SRF (MHz) min.	DCR (mΩ) typ.	DC Current (A)	
		(μH)	Tolerance (%)	Test Freq. (kHz)			Inductance -10% typ.	Temp. Δ25K typ.
DB	1R2	1.2	±30	1kHz	-	15	3.40	4.00
DD	1R8	1.8	±30	1kHz	-	18	2.90	3.70
DE	2R2	2.2	±30	1kHz	-	22	2.40	3.30
DG	3R3	3.3	±30	1kHz	-	27	2.10	2.90
DH	3R9	3.9	±30	1kHz	-	32	1.90	2.70
DJ	4R7	4.7	±30	1kHz	-	37	1.80	2.50
DK	5R6	5.6	±30	1kHz	-	45	1.60	2.30
DL	6R8	6.8	±30	1kHz	-	50	1.50	2.10
DM	8R2	8.2	±30	1kHz	-	60	1.40	1.80
EA	100	10	±20	1kHz	-	68	1.30	1.70
EB	120	12	±20	1kHz	-	77	1.15	1.40
EC	150	15	±20	1kHz	-	104	1.00	1.20
ED	180	18	±20	1kHz	-	128	0.87	1.10
EE	220	22	±20	1kHz	-	147	0.75	1.05
EF	270	27	±20	1kHz	-	197	0.67	0.85
EG	330	33	±20	1kHz	-	220	0.62	0.78
EH	390	39	±20	1kHz	-	245	0.57	0.74
EJ	470	47	±20	1kHz	-	342	0.54	0.68
EK	560	56	±20	1kHz	-	384	0.51	0.63
EL	680	68	±20	1kHz	-	421	0.47	0.58
EM	820	82	±20	1kHz	-	469	0.43	0.55
FA	101	100	±20	1kHz	-	657	0.40	0.43
FB	121	120	±20	1kHz	-	755	0.36	0.40
FC	151	150	±20	1kHz	-	867	0.32	0.36

DATA LIST (C5-K3R Series)

C5-K3R (Height : 3mm max.)

Item	Stamp	Inductance			SRF (MHz) min.	DCR (mΩ) typ.	DC Current (A)	
		(μH)	Tolerance (%)	Test Freq. (kHz)			Inductance -10% typ.	Temp. Δ25K typ.
DA	1R0	1.0	±30	1kHz	-	16	3.80	4.00
DC	1R5	1.5	±30	1kHz	-	19	3.20	3.60
DE	2R2	2.2	±30	1kHz	-	22	2.80	3.20
DF	2R7	2.7	±30	1kHz	-	26	2.40	2.80
DG	3R3	3.3	±30	1kHz	-	28	2.20	2.70
DJ	4R7	4.7	±30	1kHz	-	35	1.65	2.50
DK	5R6	5.6	±30	1kHz	-	38	1.55	2.20
DL	6R8	6.8	±30	1kHz	-	43	1.40	2.10
DM	8R2	8.2	±30	1kHz	-	47	1.30	2.00
EA	100	10	±20	1kHz	-	53	1.15	1.90
EB	120	12	±20	1kHz	-	67	1.05	1.70
EC	150	15	±20	1kHz	-	78	0.92	1.60
ED	180	18	±20	1kHz	-	98	0.87	1.45
EE	220	22	±20	1kHz	-	105	0.83	1.25
EF	270	27	±20	1kHz	-	128	0.70	1.10
EG	330	33	±20	1kHz	-	180	0.65	0.88
EH	390	39	±20	1kHz	-	205	0.60	0.77
EJ	470	47	±20	1kHz	-	255	0.53	0.75
EK	560	56	±20	1kHz	-	285	0.48	0.70
EL	680	68	±20	1kHz	-	316	0.45	0.67
EM	820	82	±20	1kHz	-	445	0.42	0.55
FA	101	100	±20	1kHz	-	495	0.38	0.49
FB	121	120	±20	1kHz	-	570	0.35	0.45
FC	151	150	±20	1kHz	-	645	0.32	0.36

DATA LIST (C5-K3RA Series)

C5-K3RA (Height : 3mm max.)

Item	Stamp	Inductance			SRF (MHz) min.	DCR (mΩ) typ.	DC Current (A)	
		(μH)	Tolerance (%)	Test Freq. (kHz)			Inductance -10% typ.	Temp. Δ25K typ.
DA	1R0	1.0	±30	1kHz	-	17	3.70	3.90
DC	1R5	1.5	±30	1kHz	-	20	3.30	3.50
DE	2R2	2.2	±30	1kHz	-	23	3.10	3.20
DF	2R7	2.7	±30	1kHz	-	27	2.70	2.80
DH	3R9	3.9	±30	1kHz	-	30	2.20	2.70
DJ	4R7	4.7	±30	1kHz	-	35	2.10	2.50
DK	5R6	5.6	±30	1kHz	-	41	2.00	2.40
DL	6R8	6.8	±30	1kHz	-	50	1.90	2.20
DM	8R2	8.2	±30	1kHz	-	55	1.85	2.15
EA	100	10	±20	1kHz	-	60	1.80	2.10
EB	120	12	±20	1kHz	-	80	1.40	1.60
EC	150	15	±20	1kHz	-	100	1.25	1.55
ED	180	18	±20	1kHz	-	115	1.20	1.45
EE	220	22	±20	1kHz	-	145	1.10	1.40
EF	270	27	±20	1kHz	-	170	1.00	1.20
EG	330	33	±20	1kHz	-	200	0.90	0.95
EH	390	39	±20	1kHz	-	265	0.75	0.90
EJ	470	47	±20	1kHz	-	295	0.70	0.80
EK	560	56	±20	1kHz	-	352	0.63	0.76
EL	680	68	±20	1kHz	-	393	0.61	0.71
EM	820	82	±20	1kHz	-	490	0.52	0.65
FA	101	100	±20	1kHz	-	550	0.50	0.60
FB	121	120	±20	1kHz	-	666	0.45	0.55
FC	151	150	±20	1kHz	-	850	0.40	0.50

DATA LIST (C6-K1.8R Series)

C6-K1.8R (Height : 1.9mm max.)

Item	Stamp	Inductance			SRF (MHz) min.	DCR (mΩ) typ.	DC Current (A)	
		(μH)	Tolerance (%)	Test Freq. (kHz)			Inductance -10% typ.	Temp. Δ25K typ.
DA	1R0	1.0	±30	1kHz	-	24	5.00	3.10
DC	1R5	1.5	±30	1kHz	-	31	4.00	2.40
DE	2R2	2.2	±30	1kHz	-	35	3.10	2.10
DG	3R3	3.3	±30	1kHz	-	46	2.90	1.90
DH	3R9	3.9	±30	1kHz	-	54	2.80	1.80
DJ	4R7	4.7	±30	1kHz	-	58	2.50	1.70
DK	5R6	5.6	±30	1kHz	-	70	2.30	1.60
DL	6R8	6.8	±30	1kHz	-	79	2.20	1.50
DM	8R2	8.2	±30	1kHz	-	94	2.00	1.45
EA	100	10	±20	1kHz	-	105	1.80	1.40
EB	120	12	±20	1kHz	-	123	1.60	1.35
EC	150	15	±20	1kHz	-	135	1.40	1.30
ED	180	18	±20	1kHz	-	183	1.30	1.05
EE	220	22	±20	1kHz	-	210	1.20	1.00
EF	270	27	±20	1kHz	-	280	1.10	0.90
EG	330	33	±20	1kHz	-	320	1.00	0.85
EH	390	39	±20	1kHz	-	355	0.90	0.75
EJ	470	47	±20	1kHz	-	430	0.80	0.67
EK	560	56	±20	1kHz	-	485	0.75	0.64
EL	680	68	±20	1kHz	-	615	0.68	0.60
EM	820	82	±20	1kHz	-	685	0.62	0.55
FA	101	100	±20	1kHz	-	1050	0.55	0.44
FB	121	120	±20	1kHz	-	1170	0.51	0.40
FC	151	150	±20	1kHz	-	1360	0.48	0.36

DATA LIST (C6-K3L Series)

C6-K3L (Height : 3.2mm max.)

Item	Stamp	Inductance			SRF (MHz) min.	DCR (mΩ) typ.	DC Current (A)	
		(μH)	Tolerance (%)	Test Freq. (kHz)			Inductance -10% typ.	Temp. Δ25K typ.
DA	1R0	1.0	±30	1kHz	-	9	5.50	-
DC	1R5	1.5	±30	1kHz	-	11	4.60	-
DE	2R2	2.2	±30	1kHz	-	13	4.10	-
DG	3R3	3.3	±30	1kHz	-	17	3.30	-
DH	3R9	3.9	±30	1kHz	-	18	2.60	-
DJ	4R7	4.7	±30	1kHz	-	20	2.40	-
DL	6R8	6.8	±30	1kHz	-	24	1.90	-
DM	8R2	8.2	±30	1kHz	-	27	1.80	-
EA	100	10	±30	1kHz	-	31	1.60	-
EB	120	12	±20	1kHz	-	100	1.40	-
EC	150	15	±20	1kHz	-	121	1.30	-
ED	180	18	±20	1kHz	-	125	1.20	-
EE	220	22	±20	1kHz	-	143	1.10	-
EF	270	27	±20	1kHz	-	160	1.00	-
EG	330	33	±20	1kHz	-	176	0.90	-
EH	390	39	±20	1kHz	-	195	0.80	-
EJ	470	47	±20	1kHz	-	213	0.73	-
EK	560	56	±20	1kHz	-	244	0.70	-
EL	680	68	±20	1kHz	-	274	0.50	-
EM	820	82	±20	1kHz	-	306	0.45	-
FA	101	100	±20	1kHz	-	385	0.43	-
FB	121	120	±20	1kHz	-	463	0.42	-
FC	151	150	±20	1kHz	-	539	0.40	-

DATA LIST (C6-K3LA Series)

C6-K3LA (Height : 3.2mm max.)

Item	Stamp	Inductance			SRF (MHz) min.	DCR (mΩ) typ.	DC Current (A)	
		(μH)	Tolerance (%)	Test Freq. (kHz)			Inductance -10% typ.	Temp. Δ25K typ.
DB	1R2	1.2	±30	1kHz	-	16	5.6	-
DD	1R8	1.8	±30	1kHz	-	20	4.8	-
DF	2R7	2.7	±30	1kHz	-	23	4.0	-
DG	3R3	3.3	±30	1kHz	-	27	3.6	-
DJ	4R7	4.7	±30	1kHz	-	30	3.3	-
DK	5R6	5.6	±30	1kHz	-	34	3.0	-
DL	6R8	6.8	±30	1kHz	-	38	2.7	-
DM	8R2	8.2	±30	1kHz	-	42	2.3	-
EA	100	10	±20	1kHz	-	52	2.1	-
EB	120	12	±20	1kHz	-	61	1.9	-
EC	150	15	±20	1kHz	-	73	1.8	-
ED	180	18	±20	1kHz	-	80	1.7	-
EE	220	22	±20	1kHz	-	125	1.5	-
EF	270	27	±20	1kHz	-	131	1.3	-
EG	330	33	±20	1kHz	-	188	1.2	-
EH	390	39	±20	1kHz	-	204	1.0	-
EJ	470	47	±20	1kHz	-	222	0.90	-
EK	560	56	±20	1kHz	-	251	0.84	-
EL	680	68	±20	1kHz	-	282	0.80	-
EM	820	82	±20	1kHz	-	374	0.75	-
FA	101	100	±20	1kHz	-	458	0.70	-
FB	121	120	±20	1kHz	-	545	0.60	-
FC	151	150	±20	1kHz	-	685	0.55	-

DATA LIST (C6-K5LA Series)

C6-K5LA (Height : 5mm max.)

Item	Stamp	Inductance			SRF (MHz) min.	DCR (mΩ) typ.	DC Current (A)	
		(μH)	Tolerance (%)	Test Freq. (kHz)			Inductance -10% typ.	Temp. Δ40K typ.
DA	1R0	1.0	±30	1kHz	-	10	7.0	5.2
DC	1R5	1.5	±30	1kHz	-	12	6.2	4.9
DE	2R2	2.2	±30	1kHz	-	14	5.5	4.5
DG	3R3	3.3	±30	1kHz	-	18	4.8	4.3
DH	3R9	3.9	±30	1kHz	-	22	4.3	4.0
DJ	4R7	4.7	±30	1kHz	-	34	3.9	3.4
DL	6R8	6.8	±30	1kHz	-	40	3.60	3.00
DM	8R2	8.2	±30	1kHz	-	45	3.40	2.80
EA	100	10	±30	1kHz	-	50	3.10	2.60
EB	120	12	±30	1kHz	-	55	2.90	2.50
EC	150	15	±20	1kHz	-	60	2.70	2.40
ED	180	18	±20	1kHz	-	80	2.20	2.20
EE	220	22	±20	1kHz	-	90	2.10	2.10
EF	270	27	±20	1kHz	-	100	2.00	1.90
EG	330	33	±20	1kHz	-	140	1.80	1.70
EH	390	39	±20	1kHz	-	160	1.60	1.60
EJ	470	47	±20	1kHz	-	180	1.40	1.40
EK	560	56	±20	1kHz	-	205	1.30	1.30
EL	680	68	±20	1kHz	-	340	1.05	1.10
EM	820	82	±20	1kHz	-	485	0.90	0.90
FA	101	100	±20	1kHz	-	510	0.80	0.85

DATA LIST (C8-K4L Series)

C8-K4L (Height : 4mm max.)

Item	Stamp	Inductance			SRF (MHz) min.	DCR (mΩ) typ.	DC Current (A)	
		(μH)	Tolerance (%)	Test Freq. (kHz)			Inductance -10% typ.	Temp. Δ25K typ.
DA	1R0	1.0	±30	1kHz	-	10	7.0	-
DC	1R5	1.5	±30	1kHz	-	12	6.5	-
DE	2R2	2.2	±30	1kHz	-	14	5.6	-
DF	2R7	2.7	±30	1kHz	-	16	5.2	-
DH	3R9	3.9	±30	1kHz	-	18	4.3	-
DJ	4R7	4.7	±30	1kHz	-	21	4.2	-
DK	5R6	5.6	±30	1kHz	-	23	4.1	-
DL	6R8	6.8	±30	1kHz	-	28	3.5	-
DM	8R2	8.2	±30	1kHz	-	33	3.1	-
EA	100	10	±20	1kHz	-	38	2.7	-
EB	120	12	±20	1kHz	-	44	2.6	-
EC	150	15	±20	1kHz	-	50	2.3	-
ED	180	18	±20	1kHz	-	54	2.2	-
EE	220	22	±20	1kHz	-	78	1.9	-
EF	270	27	±20	1kHz	-	89	1.5	-
EG	330	33	±20	1kHz	-	111	1.4	-
EH	390	39	±20	1kHz	-	121	1.3	-
EJ	470	47	±20	1kHz	-	142	1.2	-
EK	560	56	±20	1kHz	-	155	1.1	-
EL	680	68	±20	1kHz	-	200	1.05	-
EM	820	82	±20	1kHz	-	250	1.00	-
FA	101	100	±20	1kHz	-	310	0.95	-
FB	121	120	±20	1kHz	-	341	0.82	-
FC	151	150	±20	1kHz	-	421	0.73	-

DATA LIST (C8-K5L Series)

C8-K5L (Height : 5mm max.)

Item	Stamp	Inductance			SRF (MHz) min.	DCR (mΩ) typ.	DC Current (A)	
		(μH)	Tolerance (%)	Test Freq. (kHz)			Inductance -10% typ.	Temp. Δ25K typ.
DA	1R0	1.0	±30	1kHz	-	10	7.0	-
DC	1R5	1.5	±30	1kHz	-	12	6.5	-
DE	2R2	2.2	±30	1kHz	-	14	5.6	-
DF	2R7	2.7	±30	1kHz	-	16	5.2	-
DH	3R9	3.9	±30	1kHz	-	18	4.3	-
DJ	4R7	4.7	±30	1kHz	-	20	4.2	-
DK	5R6	5.6	±30	1kHz	-	22	4.1	-
DL	6R8	6.8	±30	1kHz	-	26	3.5	-
DM	8R2	8.2	±30	1kHz	-	28	3.1	-
EA	100	10	±20	1kHz	-	31	2.7	-
EB	120	12	±20	1kHz	-	34	2.6	-
EC	150	15	±20	1kHz	-	40	2.3	-
ED	180	18	±20	1kHz	-	46	2.2	-
EE	220	22	±20	1kHz	-	53	1.9	-
EF	270	27	±20	1kHz	-	64	1.5	-
EG	330	33	±20	1kHz	-	74	1.4	-
EH	390	39	±20	1kHz	-	86	1.3	-
EJ	470	47	±20	1kHz	-	100	1.2	-
EK	560	56	±20	1kHz	-	128	1.1	-
EL	680	68	±20	1kHz	-	150	1.1	-
EM	820	82	±20	1kHz	-	174	1.00	-
FA	101	100	±20	1kHz	-	209	0.95	-
FB	121	120	±20	1kHz	-	260	0.82	-
FC	151	150	±20	1kHz	-	348	0.73	-

DATA LIST (C8-K5LA Series)

C8-K5LA (Height : 5mm max.)

Item	Stamp	Inductance			SRF (MHz) min.	DCR (mΩ) typ.	DC Current (A)	
		(μH)	Tolerance (%)	Test Freq. (kHz)			Inductance -30% typ.	Temp. Δ40K typ.
DB	1R2	1.2	±30	1kHz	-	11	10.3	7.00
DD	1R8	1.8	±30	1kHz	-	12	9.0	6.20
DE	2R2	2.2	±30	1kHz	-	16	7.5	5.80
DG	3R3	3.3	±30	1kHz	-	19	6.8	5.00
DH	3R9	3.9	±30	1kHz	-	25	5.7	4.30
DJ	4R7	4.7	±30	1kHz	-	27	5.5	4.00
DK	5R6	5.6	±30	1kHz	-	35	4.8	3.50
DL	6R8	6.8	±30	1kHz	-	38	4.5	3.30
DM	8R2	8.2	±30	1kHz	-	42	4.2	3.10
EA	100	10	±20	1kHz	-	55	3.6	2.80
EB	120	12	±20	1kHz	-	60	3.40	2.70
EC	150	15	±20	1kHz	-	65	3.20	2.60
ED	180	18	±20	1kHz	-	77	2.80	2.30
EE	220	22	±20	1kHz	-	88	2.60	2.20
EF	270	27	±20	1kHz	-	112	2.40	1.90
EG	330	33	±20	1kHz	-	124	2.20	1.70
EH	390	39	±20	1kHz	-	134	2.10	1.60
EJ	470	47	±20	1kHz	-	160	1.80	1.50
EK	560	56	±20	1kHz	-	226	1.60	1.30
EL	680	68	±20	1kHz	-	250	1.50	1.10
EM	820	82	±20	1kHz	-	317	1.40	1.05
FA	101	100	±20	1kHz	-	352	1.30	0.95
FB	121	120	±20	1kHz	-	392	1.2	0.90
FC	151	150	±20	1kHz	-	438	1.1	0.85

DATA LIST (C10-K3L Series)

C10-K3L (Height : 3mm max.)

Item	Stamp	Inductance			SRF (MHz) min.	DCR (mΩ) typ.	DC Current (A)	
		(μH)	Tolerance (%)	Test Freq. (kHz)			Inductance -10% typ.	Temp. Δ40K typ.
DB	1R2	1.2	±30	1kHz	-	16	6.20	5.40
DD	1R8	1.8	±30	1kHz	-	21	5.60	4.80
DF	2R7	2.7	±30	1kHz	-	27	4.90	4.30
DH	3R9	3.9	±30	1kHz	-	29	4.30	3.70
DJ	4R7	4.7	±30	1kHz	-	35	3.90	3.60
DK	5R6	5.6	±30	1kHz	-	43	3.60	3.30
DM	8R2	8.2	±30	1kHz	-	48	3.20	3.20
EA	100	10	±20	1kHz	-	52	2.90	2.80
EB	120	12	±20	1kHz	-	68	2.60	2.60
EC	150	15	±20	1kHz	-	79	2.35	2.30
ED	180	18	±20	1kHz	-	98	2.20	2.25
EE	220	22	±20	1kHz	-	101	2.00	1.95
EF	270	27	±20	1kHz	-	131	1.85	1.80
EG	330	33	±20	1kHz	-	147	1.70	1.80
EH	390	39	±20	1kHz	-	194	1.55	1.75
EJ	470	47	±20	1kHz	-	219	1.40	1.65
EK	560	56	±20	1kHz	-	303	1.35	1.40
EL	680	68	±20	1kHz	-	346	1.20	1.30
EM	820	82	±20	1kHz	-	373	1.10	0.95
FA	101	100	±20	1kHz	-	490	0.95	0.90
FB	121	120	±20	1kHz	-	560	0.85	0.85
FC	151	150	±20	1kHz	-	696	0.70	0.70

DATA LIST (C10-K4L Series)

C10-K4L (Height : 4mm max.)

Item	Stamp	Inductance			SRF (MHz) min.	DCR (mΩ) typ.	DC Current (A)	
		(μH)	Tolerance (%)	Test Freq. (kHz)			Inductance -10% typ.	Temp. Δ25K typ.
DA	1R0	1.0	±30	1kHz	-	11	7.10	-
DC	1R5	1.5	±30	1kHz	-	13	5.40	-
DE	2R2	2.2	±30	1kHz	-	16	5.30	-
DG	3R3	3.3	±30	1kHz	-	18	4.90	-
DJ	4R7	4.7	±30	1kHz	-	21	4.60	-
DK	5R6	5.6	±30	1kHz	-	23	4.10	-
DL	6R8	6.8	±30	1kHz	-	27	3.50	-
DM	8R2	8.2	±30	1kHz	-	30	3.30	-
EA	100	10	±30	1kHz	-	33	3.00	-
EB	120	12	±30	1kHz	-	36	2.90	-
EC	150	15	±30	1kHz	-	39	2.60	-
ED	180	18	±30	1kHz	-	43	2.40	-
EE	220	22	±30	1kHz	-	57	2.10	-
EF	270	27	±20	1kHz	-	91	2.00	-
EG	330	33	±20	1kHz	-	103	1.80	-
EH	390	39	±20	1kHz	-	116	1.70	-
EJ	470	47	±20	1kHz	-	128	1.50	-
EK	560	56	±20	1kHz	-	141	1.40	-
EL	680	68	±20	1kHz	-	161	1.20	-
EM	820	82	±20	1kHz	-	213	1.10	-
FA	101	100	±20	1kHz	-	255	1.00	-
FB	121	120	±20	1kHz	-	274	0.95	-
FC	151	150	±20	1kHz	-	313	0.85	-

DATA LIST (C12-K4.5L Series)

C12-K4.5L (Height : 4.5mm max.)

Item	Stamp	Inductance			SRF (MHz) min.	DCR (mΩ) typ.	DC Current (A)	
		(μH)	Tolerance (%)	Test Freq. (kHz)			Inductance -10% typ.	Temp. Δ25K typ.
DA	1R0	1.0	±30	1kHz	-	7	7.1	-
DC	1R5	1.5	±30	1kHz	-	9	6.8	-
DE	2R2	2.2	±30	1kHz	-	12	6.6	-
DG	3R3	3.3	±30	1kHz	-	15	6.4	-
DJ	4R7	4.7	±30	1kHz	-	18	6.2	-
DL	6R8	6.8	±30	1kHz	-	21	6.0	-
DM	8R2	8.2	±30	1kHz	-	23	5.5	-
EA	100	10	±30	1kHz	-	26	5.2	-
EB	120	12	±30	1kHz	-	40	4.0	-
EC	150	15	±30	1kHz	-	45	3.9	-
ED	180	18	±30	1kHz	-	54	3.8	-
EE	220	22	±30	1kHz	-	58	3.2	-
EF	270	27	±30	1kHz	-	71	2.8	-
EG	330	33	±30	1kHz	-	102	2.6	-
EH	390	39	±20	1kHz	-	109	2.4	-
EJ	470	47	±20	1kHz	-	148	2.2	-
EK	560	56	±20	1kHz	-	163	1.9	-
EL	680	68	±20	1kHz	-	211	1.8	-
EM	820	82	±20	1kHz	-	228	1.7	-
FA	101	100	±20	1kHz	-	256	1.5	-
FB	121	120	±20	1kHz	-	298	1.3	-
FC	151	150	±20	1kHz	-	430	1.2	-

DATA LIST (C12-K7.5L Series)

C12-K7.5L (Height : 7.5mm max.)

Item	Stamp	Inductance			SRF (MHz) min.	DCR (mΩ) typ.	DC Current (A)	
		(μH)	Tolerance (%)	Test Freq. (kHz)			Inductance -30% typ.	Temp. Δ40K typ.
DA	1R0	1.0	±30	1kHz	-	6.3	23.50	12.00
DC	1R5	1.5	±30	1kHz	-	7.1	17.10	10.00
DF	2R7	2.7	±30	1kHz	-	8.5	15.50	9.00
DH	3R9	3.9	±30	1kHz	-	10.2	13.20	8.20
DJ	4R7	4.7	±30	1kHz	-	11.7	11.30	7.50
DL	6R8	6.8	±30	1kHz	-	13.1	10.10	6.80
DM	8R2	8.2	±30	1kHz	-	14.7	8.55	6.30
EA	100	10	±20	1kHz	-	18.1	7.55	5.80
EB	120	12	±20	1kHz	-	19.9	7.10	5.60
EC	150	15	±20	1kHz	-	21.2	6.50	5.40
ED	180	18	±20	1kHz	-	23.3	6.15	5.20
EE	220	22	±20	1kHz	-	26.1	5.75	5.00
EF	270	27	±20	1kHz	-	32.9	4.65	4.20
EG	330	33	±20	1kHz	-	40.9	4.50	3.80
EH	390	39	±20	1kHz	-	43.0	4.25	3.60
EJ	470	47	±20	1kHz	-	56.6	3.90	3.30
EK	560	56	±20	1kHz	-	61.5	3.55	3.10
EL	680	68	±20	1kHz	-	67.8	3.20	2.90
EM	820	82	±20	1kHz	-	81.2	2.80	2.80
FA	101	100	±20	1kHz	-	91.1	2.55	2.60
FB	121	120	±20	1kHz	-	118.8	2.40	2.40
FC	151	150	±20	1kHz	-	135.6	2.20	2.20

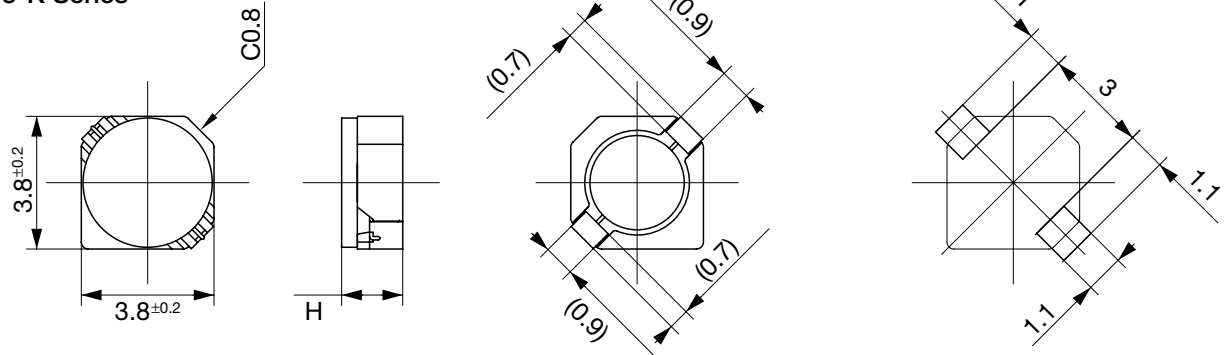
DATA LIST (C13-K4.5L Series)

C13-K4.5L (Height : 4.5mm max.)

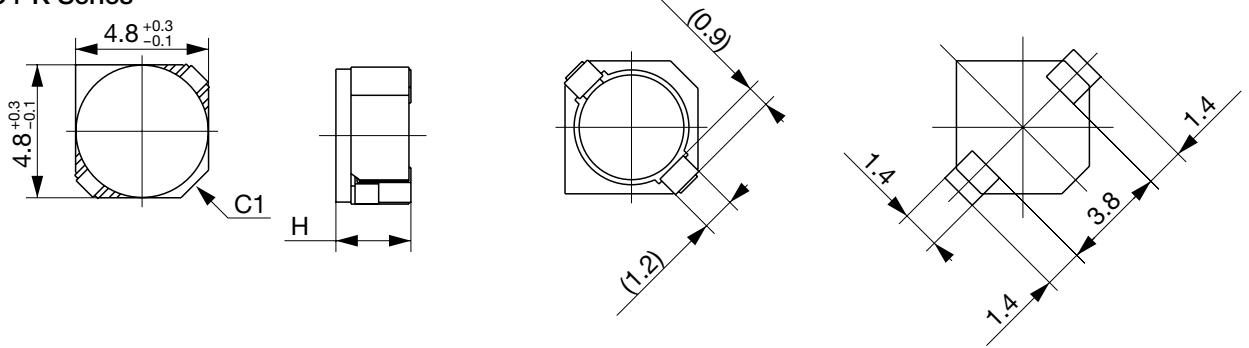
Item	Stamp	Inductance			SRF (MHz) min.	DCR (mΩ) typ.	DC Current (A)	
		(μH)	Tolerance (%)	Test Freq. (kHz)			Inductance -10% typ.	Temp. Δ25K typ.
DA	1R0	1.0	±30	1kHz	-	8	11.02	-
DC	1R5	1.5	±30	1kHz	-	10	9.21	-
DF	2R7	2.7	±30	1kHz	-	13	8.23	-
DH	3R9	3.9	±30	1kHz	-	18	7.08	-
DJ	4R7	4.7	±30	1kHz	-	22	6.36	-
DL	6R8	6.8	±30	1kHz	-	25	5.54	-
DM	8R2	8.2	±30	1kHz	-	28	5.07	-
EA	100	10	±30	1kHz	-	32	4.61	-
EB	120	12	±30	1kHz	-	36	4.25	-
EC	150	15	±30	1kHz	-	39	3.95	-
ED	180	18	±30	1kHz	-	43	3.68	-
EE	220	22	±30	1kHz	-	51	3.23	-
EF	270	27	±30	1kHz	-	59	3.00	-
EG	330	33	±30	1kHz	-	68	2.67	-
EH	390	39	±20	1kHz	-	151	2.33	-
EJ	470	47	±20	1kHz	-	171	2.10	-
EK	560	56	±20	1kHz	-	187	1.99	-
EL	680	68	±20	1kHz	-	215	1.80	-
EM	820	82	±20	1kHz	-	235	1.71	-
FA	101	100	±20	1kHz	-	265	1.57	-
FB	121	120	±20	1kHz	-	296	1.44	-
FC	151	150	±20	1kHz	-	339	1.33	-

DIMENSIONS

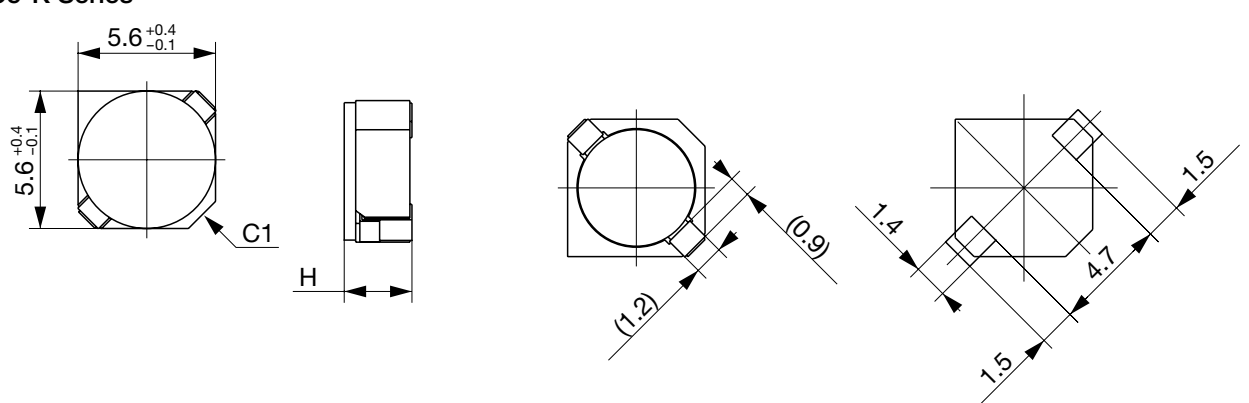
C3-K Series



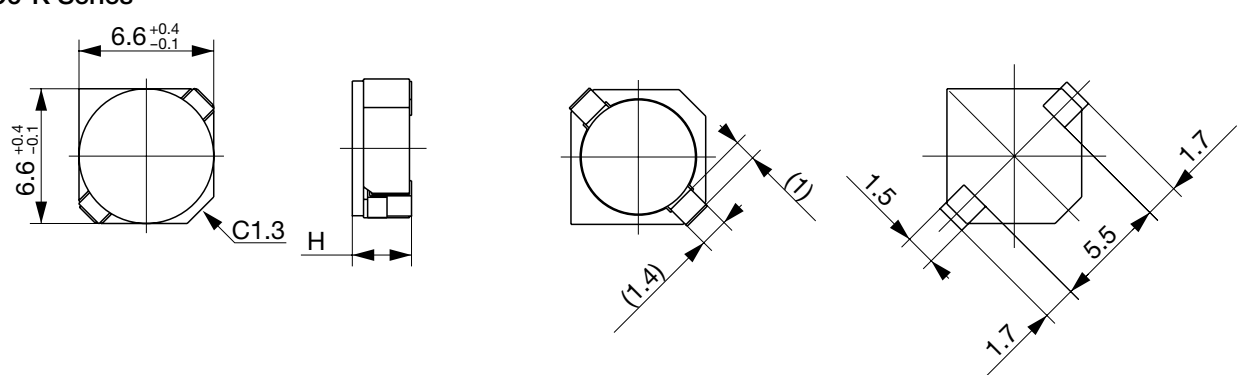
C4-K Series



C5-K Series

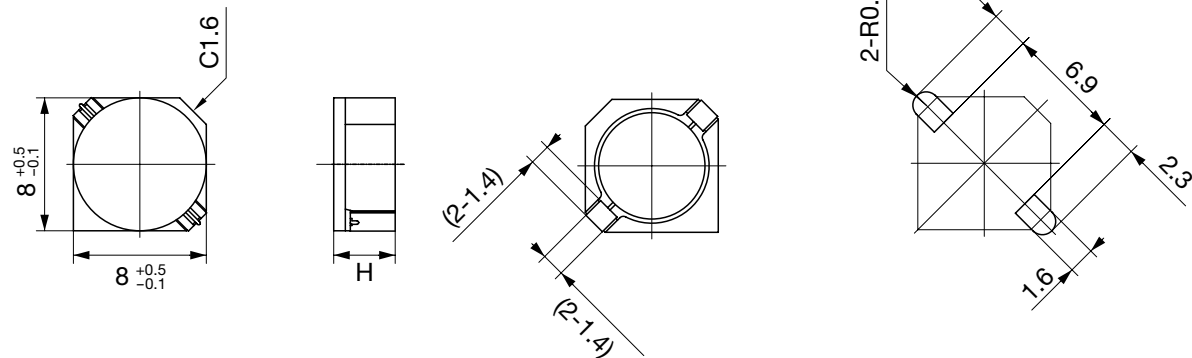


C6-K Series

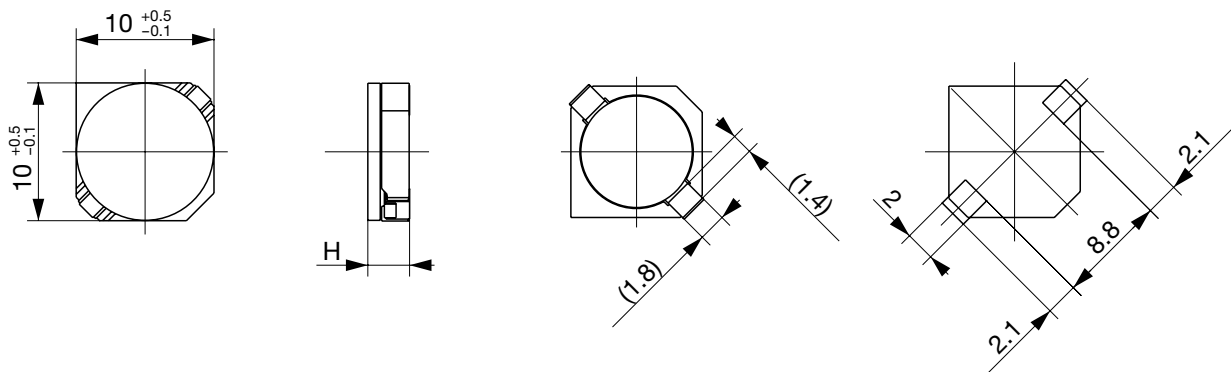


Unit : mm

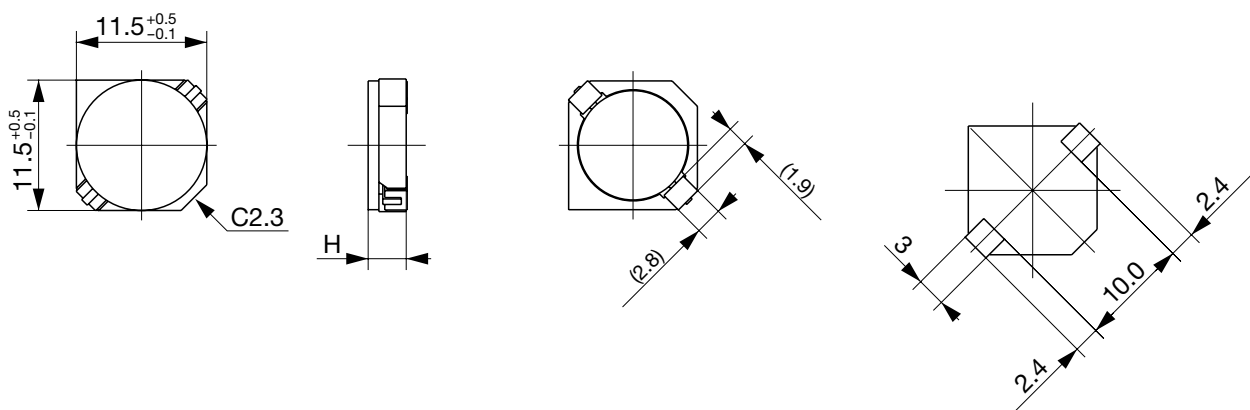
C8-K Series



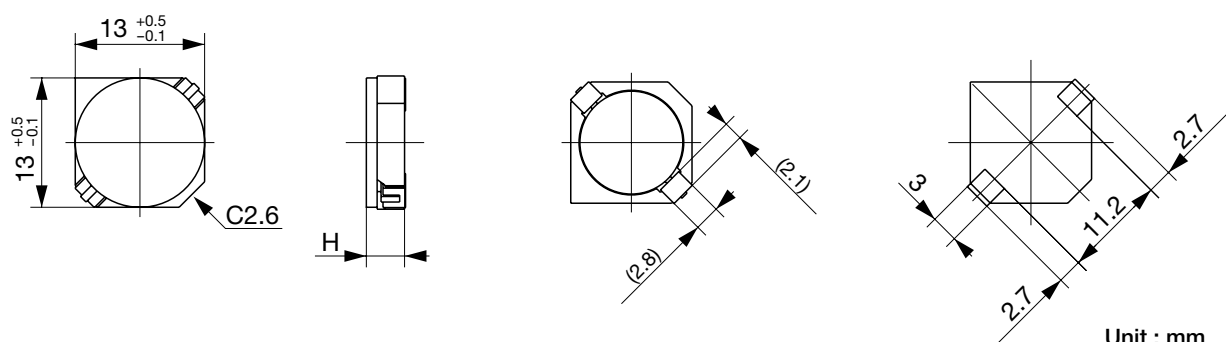
C10-K Series



C12-K Series



C13-K Series



Unit : mm