



IF Filters for Basestations

The following products presented in this data sheet are being withdrawn.

Ordering Code	Substitute Product	Date of Withdrawal	Deadline Last Orders	Last Shipments
B39201B3866H510		2006-12-01	2007-02-28	2007-05-31

For further information please contact your nearest EPCOS sales office, which will also support you in selecting a suitable substitute. The addresses of our worldwide sales network are presented at www.epcos.com/sales.



SAW Components

Data Sheet B3866





SAW Components

B3866

Low-Loss Filter

201,0 MHz

Data Sheet

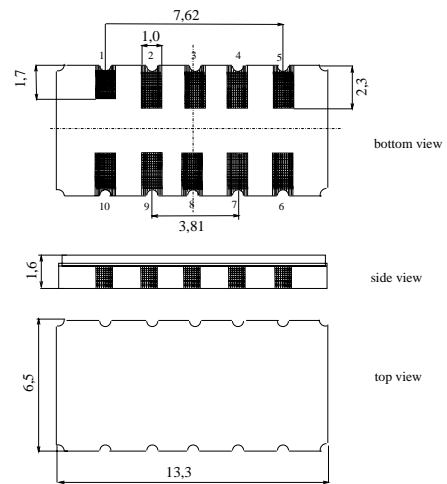
Ceramic package DCC12A

Features

- Low-loss IF filter for GSM / EDGE base station
- Channel selection in PCS, DCS systems
- Temperature stable
- Balanced and unbalanced operation possible
- Ceramic SMD package

Terminals

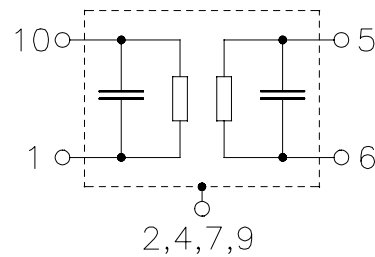
- Gold plated



Dimensions in mm, approx. weight 0,4 g

Pin configuration

- | | |
|------------|-----------------|
| 1, 10 | Balanced input |
| 5, 6 | Balanced output |
| 3, 8 | Ground |
| 2, 4, 7, 9 | Case ground |



Type	Ordering code	Marking and Package according to	Packing according to
B3866	B39201-B3866-H510	C61157-A7-A94	F61074-V8163-Z000

Electrostatic Sensitive Device (ESD)

Maximum ratings

Operable temperature range	T_A	-30 / +85	°C	between terminals 1 and 10 else
Storage temperature range	T_{stg}	-30 / +85	°C	
DC voltage	V_{DC}	5	V	
		0	V	
Source power	P_s	10	dBm	



Data Sheet

Characteristics

Operating temperature range: $T_A = 0 - 70 \text{ }^\circ\text{C}$
 Terminating source impedance: $Z_S = 80 \text{ } \Omega \parallel 30 \text{ nH}$
 Terminating load impedance: $Z_L = 90 \text{ } \Omega \parallel 35 \text{ nH}$

		min.	typ.	max.	
Nominal frequency	f_N	—	201,0	—	MHz
Minimum insertion attenuation (including matching network)	α_{\min}	—	4,0	6,0	dB
Passband width $\alpha_{\text{rel}} \leq 3 \text{ dB}$	$B_{3,0\text{dB}}$	—	300	—	kHz
Amplitude ripple in passband $f_N \pm 80 \text{ kHz}$	$\Delta\alpha_{\text{rel}}$	—	$\pm 0,2$	$\pm 1,0$	dB
Absolute group delay (at f_N)	τ	—	2,2	—	μs
Group delay ripple (p-p) $f_N \pm 80 \text{ kHz}$	$\Delta\tau$	—	0,7	1,5	μs
Relative attenuation (relative to α_{\min})	α_{rel}				
$f_N \pm 200 \text{ kHz} \dots f_N \pm 300 \text{ kHz}$		3	8	—	dB
$f_N \pm 300 \text{ kHz} \dots f_N \pm 400 \text{ kHz}$		13	20	—	dB
$f_N \pm 400 \text{ kHz} \dots f_N \pm 700 \text{ kHz}$		20	30	—	dB
$f_N \pm 700 \text{ kHz} \dots f_N \pm 1600 \text{ kHz}$		27	40	—	dB
$f_N \pm 1600 \text{ kHz} \dots f_N \pm 3000 \text{ kHz}$		30	45	—	dB
$f_N \pm 3000 \text{ kHz} \dots f_N \pm 6000 \text{ kHz}$		33	55	—	dB
$f_N \pm 6000 \text{ kHz} \dots f_N \pm 35000 \text{ kHz}$		40	55	—	dB
IM3 level (Input level -17 dBm)					
$f_N \pm 800 \text{ kHz}$		—	—	-110	dBm
$f_N \pm 1600 \text{ kHz}$		—	—	-110	dBm
Temperature coefficient of frequency¹⁾	TC_f	—	-0,036	—	ppm/K ²
Turnover temperature	T_0	—	35	—	$^\circ\text{C}$

1) Temperature dependence of f_c : $f_c(T_A) = f_c(T_0)(1 + TC_f(T_A - T_0)^2)$



Data Sheet

Matching network to 200 Ω

4:1 transformers are only required for measurement in a 50 Ω environment
(element values depend on PCB layout)

$C_{p1} = 6,8 \text{ pF}$

$L_{p5} = 33 \text{ nH}$

$L_{s2} = 27 \text{ nH}$

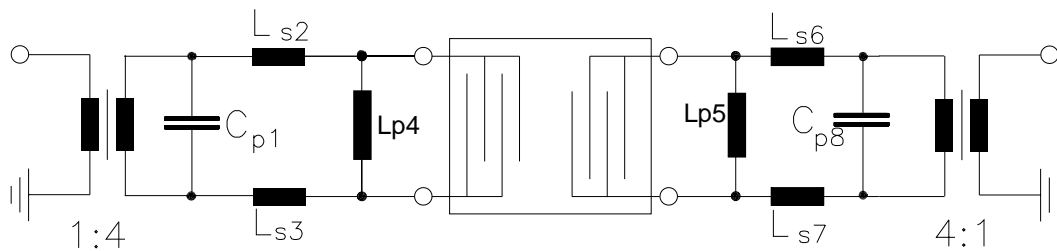
$L_{s6} = 27 \text{ nH}$

$L_{s3} = 27 \text{ nH}$

$L_{s7} = 27 \text{ nH}$

$L_{p4} = 33 \text{ nH}$

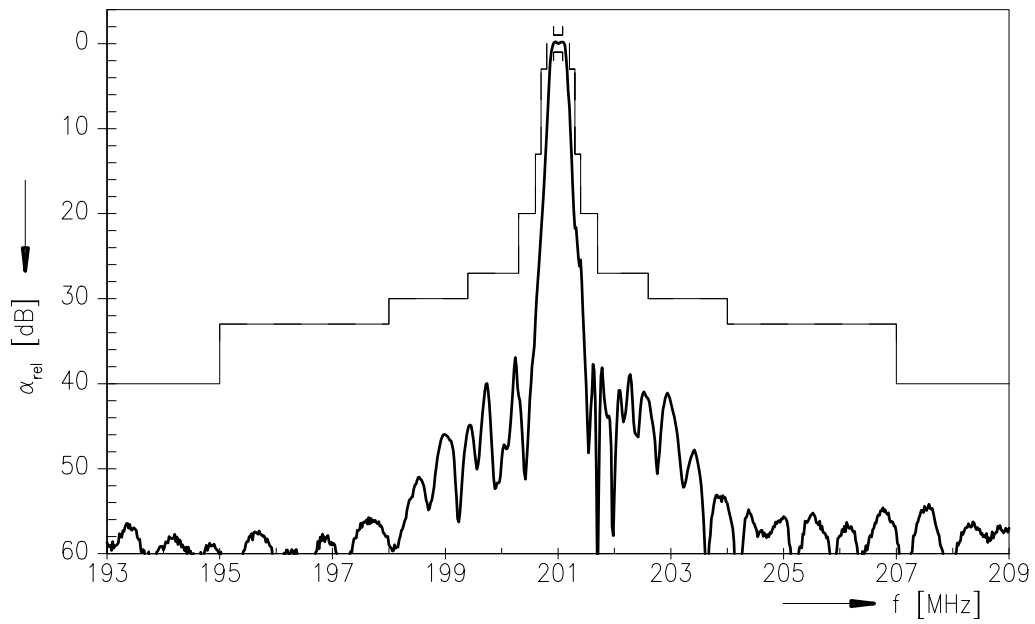
$C_{p8} = 5,6 \text{ pF}$



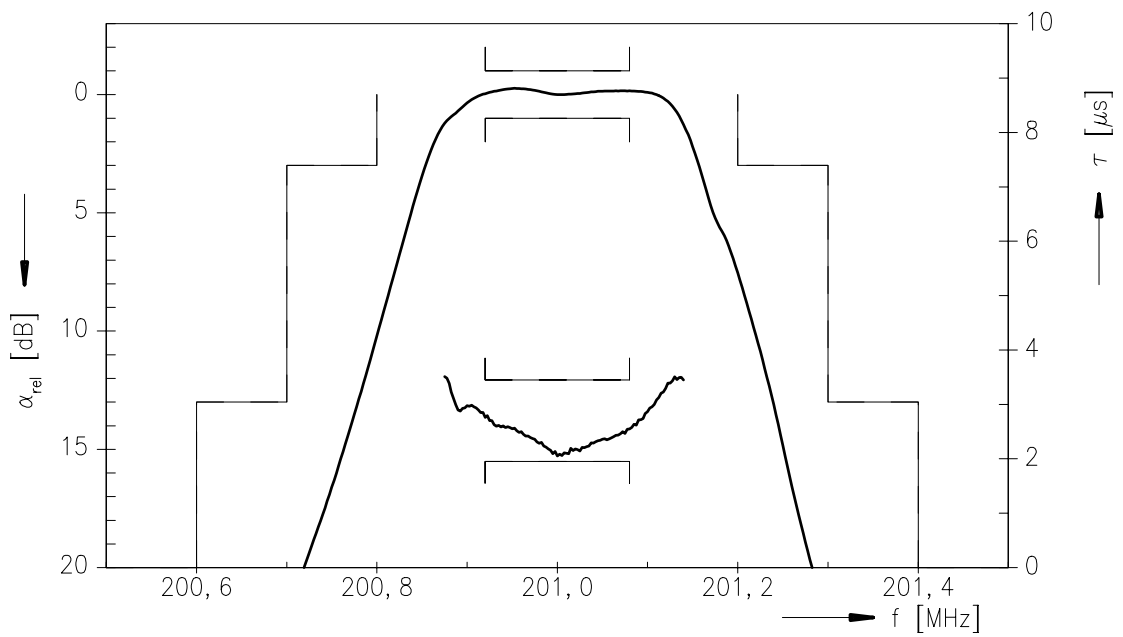


Data Sheet

Transfer function



Transfer function (pass band)





SAW Components

B3866

Low-Loss Filter

201,0 MHz

Data Sheet

Published by EPCOS AG

Surface Acoustic Wave Components Division, SAW MC IS

P.O. Box 80 17 09, 81617 Munich, GERMANY

© EPCOS AG 2002. Reproduction, publication and dissemination of this brochure and the information contained therein without EPCOS' prior express consent is prohibited.

Purchase orders are subject to the General Conditions for the Supply of Products and Services of the Electrical and Electronics Industry recommended by the ZVEI (German Electrical and Electronic Manufacturers' Association), unless otherwise agreed.

This brochure replaces the previous edition.

For questions on technology, prices and delivery please contact the Sales Offices of EPCOS AG or the international Representatives.

Due to technical requirements components may contain dangerous substances. For information on the type in question please also contact one of our Sales Offices.