



## IF Filters for Narrowband Cellular Phones

**Series/Type:**        **B4869**

The following products presented in this data sheet are being withdrawn.

Ordering Code	Substitute Product	Date of Withdrawal	Deadline Last Orders	Last Shipments
B39161B4869H310		2003-03-07	2003-07-31	2003-09-30

For further information please contact your nearest EPCOS sales office, which will also support you in selecting a suitable substitute. The addresses of our worldwide sales network are presented at [www.epcos.com/sales](http://www.epcos.com/sales).



# SAW Components

Data Sheet B4869





SAW Components

B4869

Low Loss Filter for Mobile Communication

157,32 MHz

Data Sheet



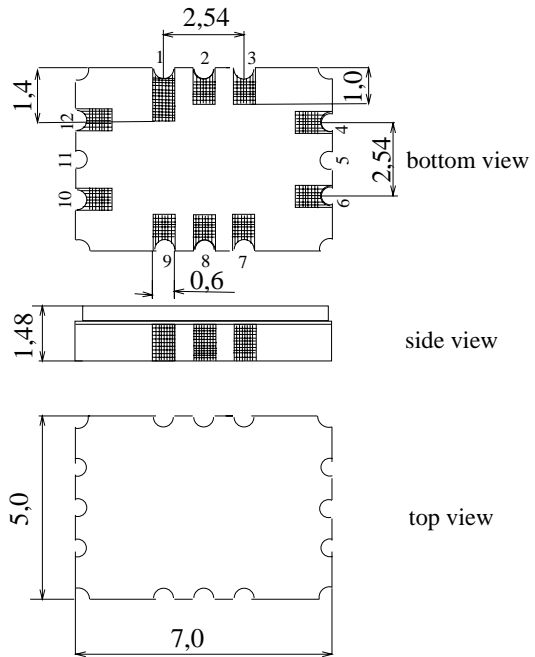
**Features**

- Low-loss IF filter for mobile telephone
- Channel selection in AMPS / TDMA systems
- Filter surface passivated
- Balanced or unbalanced operation possible
- Package for Surface Mounted Technology (SMT)

**Terminals**

- Ni, gold plated

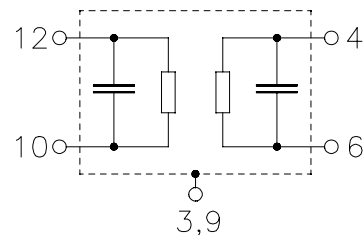
SMD ceramic package QCC12C



Dimensions in mm, approx. weight 0,2 g

**Pin configuration**

- 12 Input
- 6 Output
- 10 Balanced input or input ground
- 4 Balanced output or output ground
- 3,9 Case ground
- 1,2,7,8 Not connected



Type	Ordering code	Marking and Package according to	Packing according to
B4869	B39161-B4869-H310	C61157-A7-A52	F61074-V8038-Z000

Electrostatic Sensitive Device (ESD)

**Maximum ratings**

Operable temperature range	$T$	- 30/+ 85	°C
Storage temperature range	$T_{stg}$	- 40/+ 85	°C
DC voltage	$V_{DC}$	13	V
Source power	$P_s$	10	dBm



SAW Components

B4869

Low Loss Filter for Mobile Communication

157,32 MHz

Data Sheet



**Characteristics**

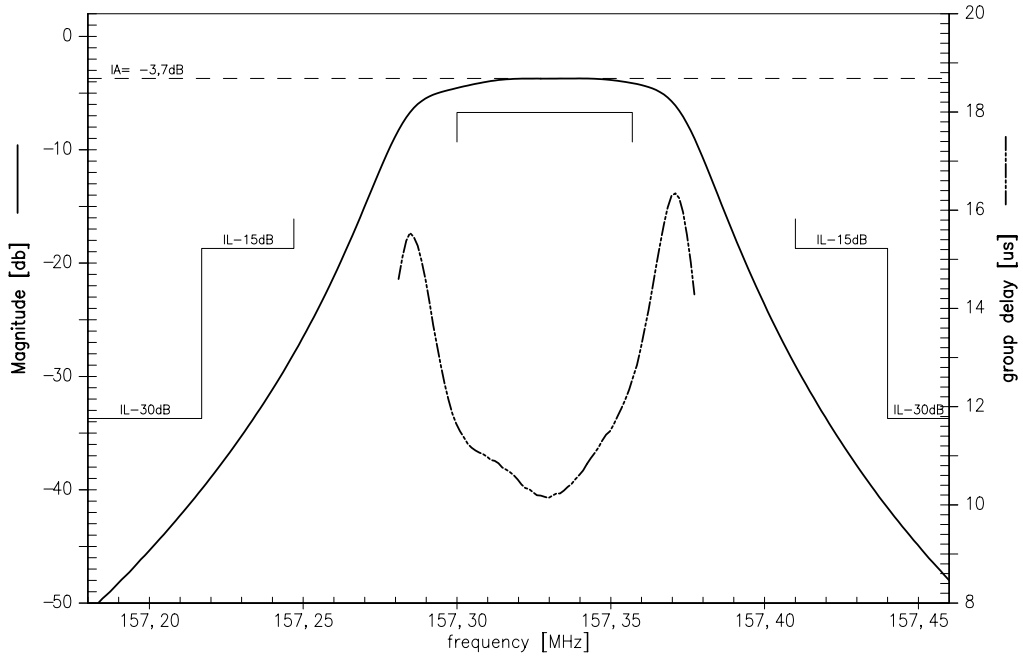
Operating temperature range:  $T = -30^{\circ}\text{C} \dots 85^{\circ}\text{C}$   
 Terminating source impedance:  $Z_S = 725 \Omega \parallel -1,1 \text{ pF}$   
 Terminating load impedance:  $Z_L = 725 \Omega \parallel -1,1 \text{ pF}$

		min.	typ.	max.	
<b>Nominal frequency</b>	$f_N$	—	157,32	—	MHz
<b>3 dB bandwidth (from <math>f_N</math>)</b>		$\pm 20$	—	—	kHz
<b>Minimum insertion attenuation</b> (including losses in the matching network)	$\alpha_{\min}$	—	3,9	5,0	dB
<b>Group delay ripple (p-p)</b> $f_N - 15,0 \text{ kHz} \dots f_N + 15,0 \text{ kHz}$	$\Delta\tau$	—	2,0	6,0	$\mu\text{s}$
<b>Relative attenuation (relative to <math>\alpha_{\min}</math>)</b>	$\alpha_{\text{rel}}$				
$f_N - 20,0 \text{ kHz} \dots f_N + 20,0 \text{ kHz}$		—	0,5	3,0	dB
$f_N \pm 90,0 \text{ kHz} \dots f_N \pm 120,0 \text{ kHz}$		15	23	—	dB
$f_N \pm 120,0 \text{ kHz} \dots f_N \pm 3,5 \text{ MHz}$		30	35	—	dB
$f_N \pm 3,5 \text{ MHz} \dots f_N \pm 15 \text{ MHz}$		50	66	—	dB
$0,1 \text{ MHz} \dots f_N - 15 \text{ MHz}$		65	90	—	dB
$f_N + 15 \text{ MHz} \dots 300 \text{ MHz}$		65	85	—	dB
$300 \text{ MHz} \dots 500 \text{ MHz}$		55	85	—	dB
$500 \text{ MHz} \dots 1400 \text{ MHz}$		45	48	—	dB
$1400 \text{ MHz} \dots 2500 \text{ MHz}$		15	20	—	dB
<b>Impedance within the passband</b>					
Input: $Z_{\text{IN}} = R_{\text{IN}} \parallel C_{\text{IN}}$		—	725 $\parallel$ 1,1	—	$\Omega \parallel \text{pF}$
Output: $Z_{\text{OUT}} = R_{\text{OUT}} \parallel C_{\text{OUT}}$		—	725 $\parallel$ 1,1	—	$\Omega \parallel \text{pF}$
<b>Temperature coefficient of frequency</b> <sup>1)</sup>	$TC_f$	—	- 0,036	—	ppm/K <sup>2</sup>
<b>Turnover temperature</b>	$T_0$	—	26	—	$^{\circ}\text{C}$

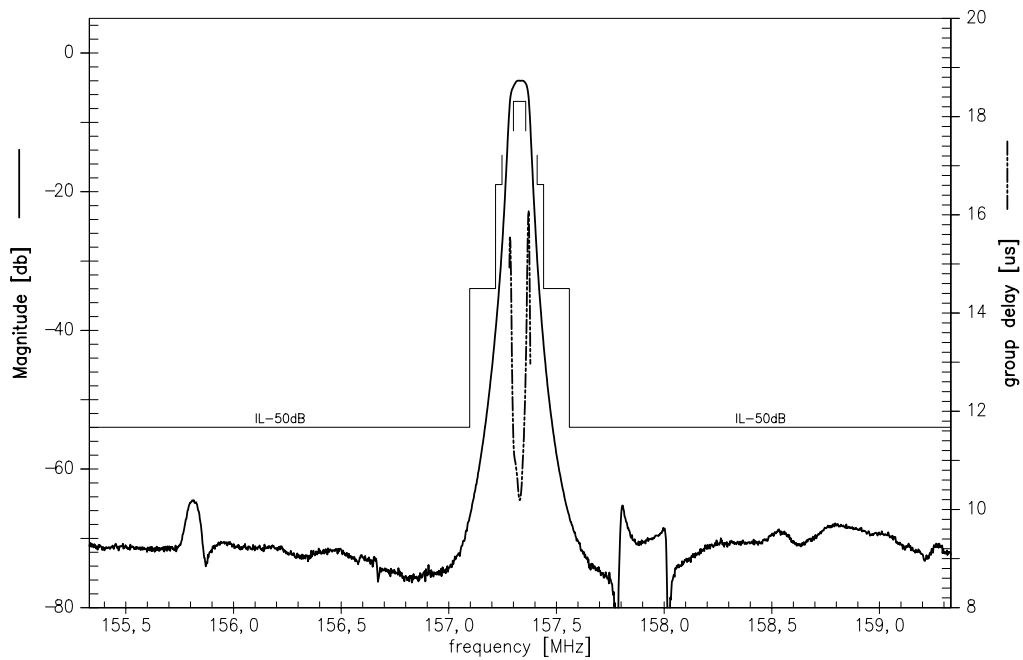
1) Temperature dependance of  $f_c$ :  $f_c(T) = f_c(T_0)(1 + TC_f(T - T_0)^2)$



Transfer function passband (measured unbalanced / unbalanced)



Transfer function wide band (measured unbalanced / unbalanced)





**SAW Components**

**B4869**

**Low Loss Filter for Mobile Communication**

**157,32 MHz**

Data Sheet



**Published by EPCOS AG**

**Surface Acoustic Wave Components Division, SAW MC WT**

**P.O. Box 80 17 09, 81617 Munich, GERMANY**

© EPCOS AG 2002. Reproduction, publication and dissemination of this brochure and the information contained therein without EPCOS' prior express consent is prohibited.

Purchase orders are subject to the General Conditions for the Supply of Products and Services of the Electrical and Electronics Industry recommended by the ZVEI (German Electrical and Electronic Manufacturers' Association), unless otherwise agreed.

This brochure replaces the previous edition.

For questions on technology, prices and delivery please contact the Sales Offices of EPCOS AG or the international Representatives.

Due to technical requirements components may contain dangerous substances. For information on the type in question please also contact one of our Sales Offices.