

FEATURES

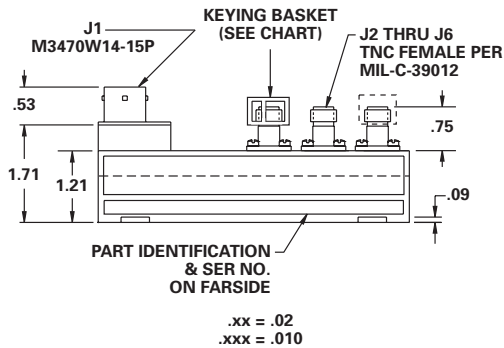
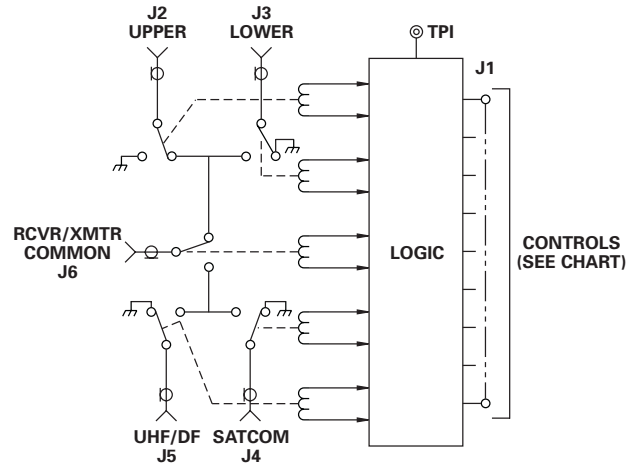
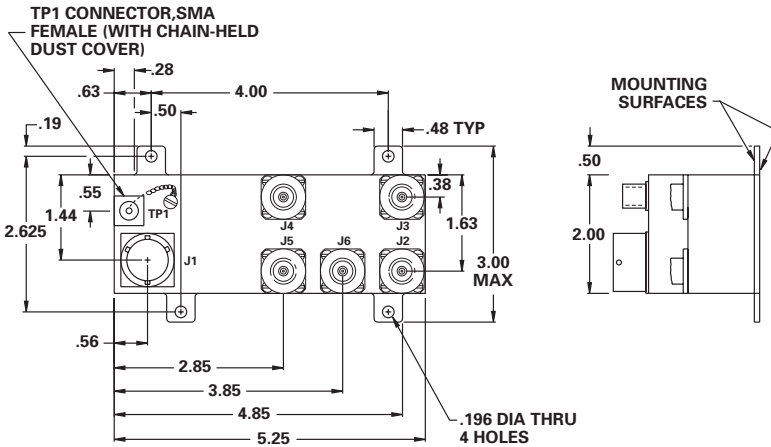
- 300 - 1000 MHz
- Connects R/T to 4 Antennas (Upper, Lower, DF, or Satcom)
- Auto Mode Cycles between Upper and Lower Antenna
- Key Function with Memory Auto Selects Antenna which Last Signal was Received
- Failsafe Mode



**MODEL NO.
100D9288**

Switch Selector UHF Antenna

MFD



J1 CONTROL CHART	
Pin	Function
A	DC Return
B	Spare
C	+28V IN
D	X - Mode
E	Test Point
F	Spare
G	Mode Control
H	Key
J	Sat Com Enabled
K	UHF/DF
L	Squelch
M	Chassis GND
N	Spare
P	Spare
R	Spare

Connector Chart - RF			Key Angle Deg	
Connector	Function	Keying 6T5M1377TXX	α	β
J2	Upper	600A1025-3	120	144
J3	Lower	600A1025-4	72	144
J4	Sat Com	600A1025-1	72	120
J5	UHF - DF	600A1025-2	96	96
J6	Receiver/ Transmit	No Key	-	-