

# 1SR154-400 / 1SR154-600

**PRV : 400 - 600 Volts**

**Io : 1.0 Ampere**

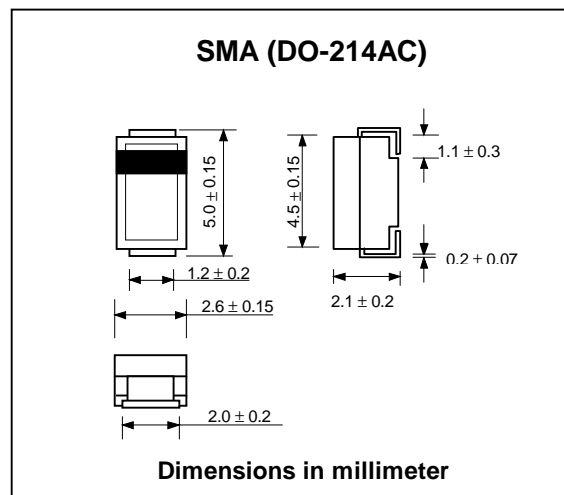
### FEATURES :

- \* High current capability
- \* High surge current capability
- \* High reliability
- \* Low reverse current
- \* Low forward voltage drop
- \* **Pb / RoHS Free**

### MECHANICAL DATA :

- \* Case : SMA Molded plastic
- \* Epoxy : UL94V-O rate flame retardant
- \* Lead : Lead Formed for Surface Mount
- \* Polarity : Color band denotes cathode end
- \* Mounting position : Any
- \* Weight : 0.067 gram

## SURFACE MOUNT RECTIFIERS



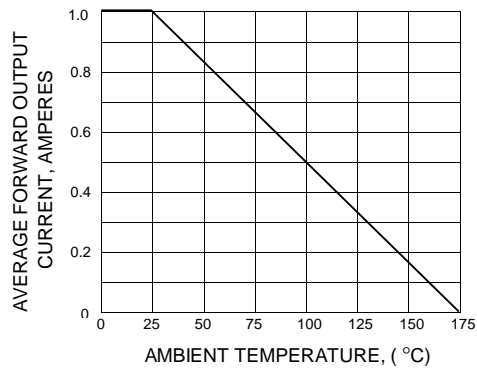
### MAXIMUM RATINGS AND ELECTRICAL CHARACTERISTICS

Rating at 25 °C ambient temperature unless otherwise specified.  
 Single phase, half wave, 60 Hz, resistive or inductive load.  
 For capacitive load, derate current by 20%.

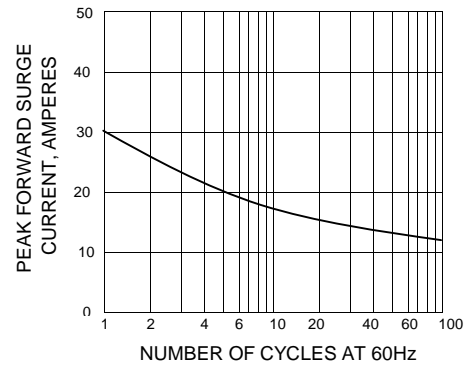
RATING	SYMBOL	1SR154-400	1SR154-600	UNIT
Maximum Repetitive Peak Reverse Voltage	$V_{RRM}$	400	600	V
Maximum DC Blocking Voltage	$V_{DC}$	400	600	V
Maximum Absolute Peak Reverse Voltage	$V_{RSM}$	500	750	V
Maximum Average Forward Current	$I_F$	1.0		A
Peak Forward Surge Current 8.3ms Single half sine wave Superimposed on rated load (JEDEC Method)	$I_{FSM}$	30		A
Maximum Forward Voltage at $I_F = 1.0$ Amp.	$V_F$	1.1		V
Maximum DC Reverse Current at rated DC Blocking Voltage	$I_R$	10		$\mu A$
Junction Temperature	$T_J$	150		°C
Storage Temperature Range	$T_{STG}$	- 55 to + 150		°C

## RATING AND CHARACTERISTIC CURVES ( 1SR154-400 / 1SR154-600 )

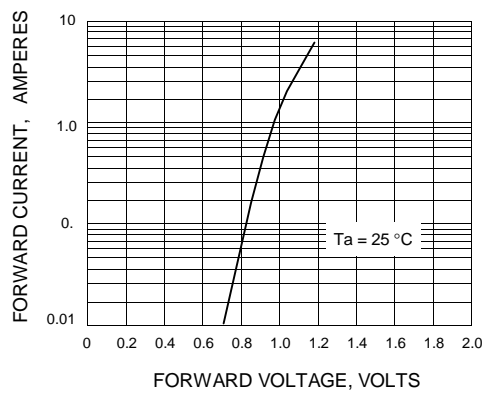
**FIG.1 - DERATING CURVE FOR OUTPUT RECTIFIED CURRENT**



**FIG.2 - MAXIMUM NON-REPETITIVE PEAK FORWARD SURGE CURRENT**



**FIG.3 - TYPICAL FORWARD CHARACTERISTICS**



**FIG.4 - TYPICAL REVERSE CHARACTERISTICS**

