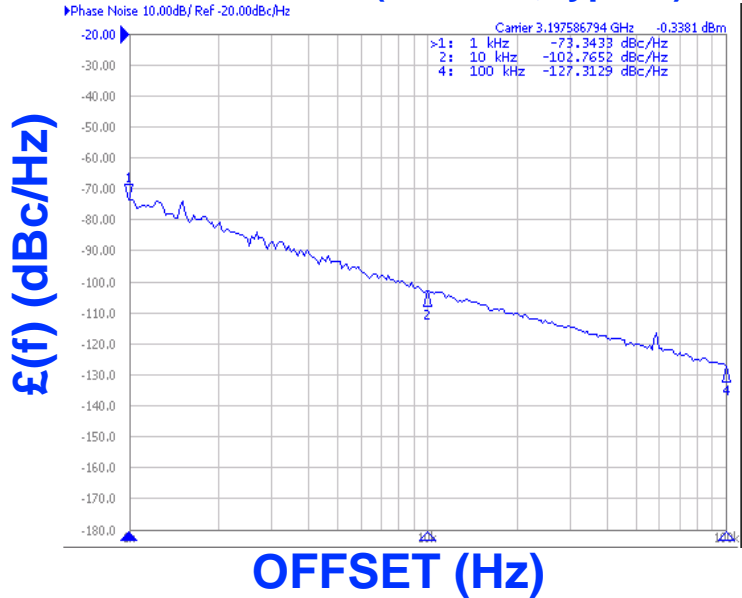




**PHASE NOISE (1 Hz BW, typical)**



**FEATURES**

- Frequency Range: 3125 - 3275 MHz
- Tuning Voltage: 0.5-4.5 Vdc
- MINI-16 - Style Package

**APPLICATIONS**

- Digital Radio Equipment
- Fixed Wireless Access
- Satellite Communication Systems

**PERFORMANCE SPECIFICATIONS**

|   | VALUE       | UNITS  |
|---|-------------|--------|
| Oscillation Frequency Range                 | 3125 - 3275 | MHz    |
| Phase Noise @ 10 kHz offset (1 Hz BW, typ.) | -101        | dBc/Hz |
| Harmonic Suppression (2nd, typ.)            | -20         | dBc    |
| Tuning Voltage                              | 0.5-4.5     | Vdc    |
| Tuning Sensitivity (avg.)                   | 50          | MHz/V  |
| Power Output                                | 5.5±3.5     | dBm    |
| Load Impedance                              | 50          | Ω      |
| Input Capacitance (max.)                    | 50          | pF     |
| Pushing                                     | <3          | MHz/V  |
| Pulling ( 14dB Return Loss, Any Phase)      | <1          | MHz    |
| Operating Temperature Range                 | -40 to 85   | °C     |
| Package Style                               | MINI-16     |        |

**POWER SUPPLY REQUIREMENTS**

|                            |    |     |
|----------------------------|----|-----|
| Supply Voltage (Vcc, nom.) | 6  | Vdc |
| Supply Current (Icc, typ.) | 25 | mA  |

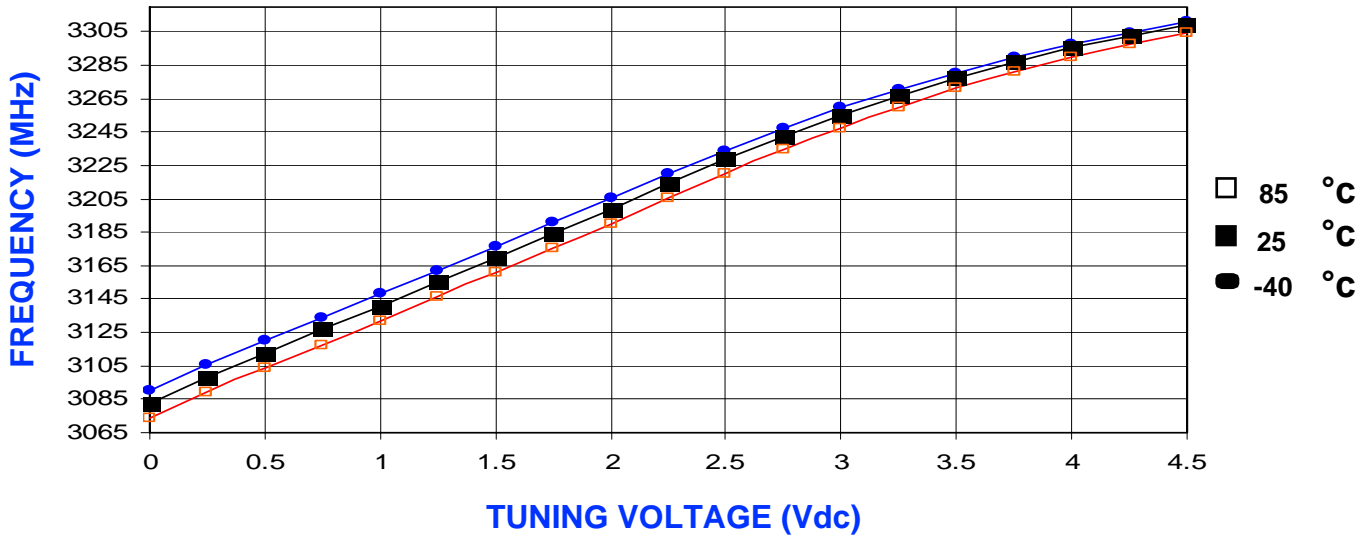
All specifications are typical unless otherwise noted and subject to change without notice.

**APPLICATION NOTES**

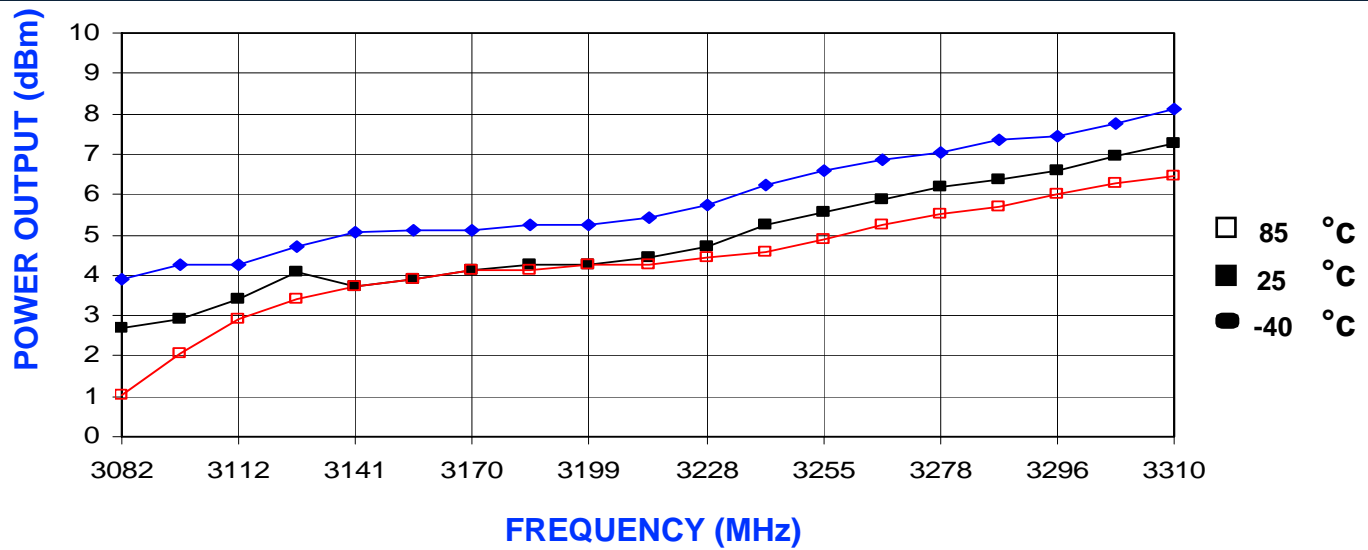
- AN-100/1 : Mounting and Grounding of VCOs
- AN-102 : Proper Output Loading of VCOs
- AN-107 : How to Solder Z-COMM VCOs

**NOTES:**

TUNING CURVE, typ.



POWER CURVE, typ.



PHYSICAL DIMENSIONS

