RJ-45

1000 Base-TX
4 Ports with LED

8328

FILTRAN

- **RJ-45 connector integrated with XFMR impedance resistor/high voltage capacitor**
- **Meets IEEE 802.3 and ANSI X3.263 requirements including 350µH OCL with 8mA DC bias**
- **Reduced EMI radiation and improved EMI performance**
- **Contacting Plating: 6u-inch gold flashed**

Mechanical and Schematic (All dimensions in millimetres)

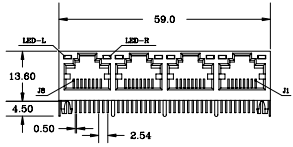

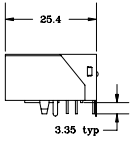

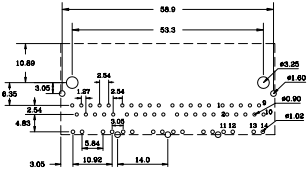

PCB LAYOUT - component side view

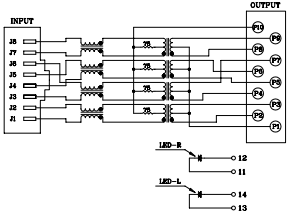

SCHEMATIC

ELECTRICAL SPECIFICATION @ 25˚C

Turns Ratio (±3%)	DCR (ΩMAX)	Inductance[1] (µH MIN)	L_L[2] (µH MAX)	Return Loss (dB MIN)		Insertion Loss (dB TYP)	Crosstalk (dB TYP)	CCMA (dB TYP)	Hipot[3] (VAC)
(P3-P2);(J2-J1) (P7-P4);(J6-J3) (P6-P5);(J5-J4) (P9-P8);(J8-J7)	(J6-J3)= (J1-J2)= (J4-J5)= (J7-J8)	(P3-P2)=(P7-P4) (P6-P5)=(P9-P8)	(P3-P2), short J2-J1 (P7-P4), short J6-J3 (P6-P5), short J5-J4 (P9-P8), short J8-J7	1-30 MHz	30-80 MHz	0.1-100 MHz	1-100MHz	1-100MHz	(J1-J2) to (P2-P3) (J5-J4) to (P6-P5) (J3-J6) to (P7-P4) (J8-J7) to (P9-P8)
1CT:1CT	1.2	350	0.3	-18	-12	-1.1	-30.0	-35.0	1500

1. Inductance @ 0.01V, 100kHz, 8mADC Bias
2. Leakage Inductance @ 1MHz
3. Hipot @ 1.0mA, 1sec

ISSUE: P3 10/09/02 8328

ISO 9001 Registered Company
FILTRAN LTD
An ISO 9001 Registered Company
229 Colonnade Road, Ottawa, Ontario, Canada K2E 7K3
Tel: (613) 226-1626 Fax: (613) 226-7124 www.filtran.com