

BOURNS®

Features

- Thick film technology
- Fail safe
- Protection to ITU-T K.20

Applications

- Analog Line Cards
- CPE (Customer Premises Equipment)
- DDS (Digital Data Systems)
- DLC (Digital Loop Carriers)
- T1/T3 Transmission Lines
- ISDN

L23 Line Feed Resistors w/Resettable Ceramic PTC

Product Characteristics

| | |
|--|---------------------|
| Resistor Tolerance (R1 + R3) and (R2 + R4) | |
| 30 ohms | ±8.6 % |
| 50 ohms | ±5.6 % |
| 100 ohms | ±3.3 % |
| Resistor Tolerance (R1 + R3) / (R2 + R4) | |
| 30 ohms | 1 ±2.5 % |
| 50 ohms | 1 ±2.3 % |
| 100 ohms | 1 ±2.2 % |
| Rating | 300 V, 1.0 A |
| Trip Time @ 1 A | 0.9 seconds @ 20 °C |
| Trip Current | 155 mA @ 25 °C |

Environmental Characteristics

| | |
|---------------------------------|-------------|
| TESTS PER MIL-STD-202 | |
| Humidity | 103B |
| Solderability | 208D |
| Thermal Shock | 107B |
| Resistance to Solvents | 215 |
| Resistance to Solder Heat | 210D |
| Flammability | UL 94V-0 |
| | IEC 695-2-2 |

Functional Characteristics

| | |
|-----------------------|----------|
| ITU-T K.20 | |
| Lightning Surge | 1 KV |
| Power Induction | 600 Vrms |
| Power Contact | 230 Vrms |
| UL 497A | |

Physical Characteristics

| | |
|--|-----------------------|
| Body Style | Open Frame SIP |
| Body Material | 96% Alumina |
| Lead Frame Material | Copper, solder coated |
| Standard Parts Available Off the Shelf | 30, 50, 100 ohms |

How To Order

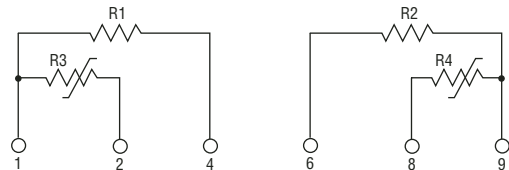
L23 A100AA

Model _____
(L23 = LFR w/Resettable Ceramic PTC)

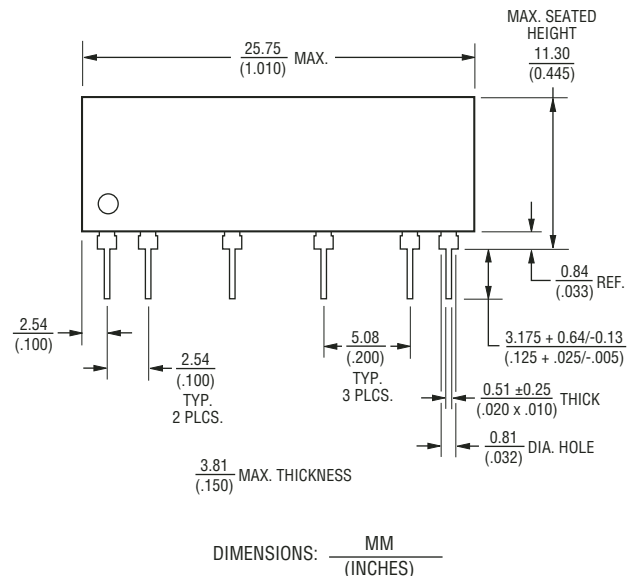
- Resistor Tolerance _____
- A030AA = 30 ohms
 - A050AA = 50 ohms
 - A100AA = 100 ohms

Custom values available; contact factory.

Circuit Schematic



Product Dimensions



Circuit Protection Division

Asia-Pacific:

Tel: +886-2 2562-4117
Fax: +886-2 2562-4116

Europe:

Tel: +41-41 768 5555
Fax: +41-41 768 5510

The Americas:

Tel: +1-951 781-5500
Fax: +1-951 781-5700

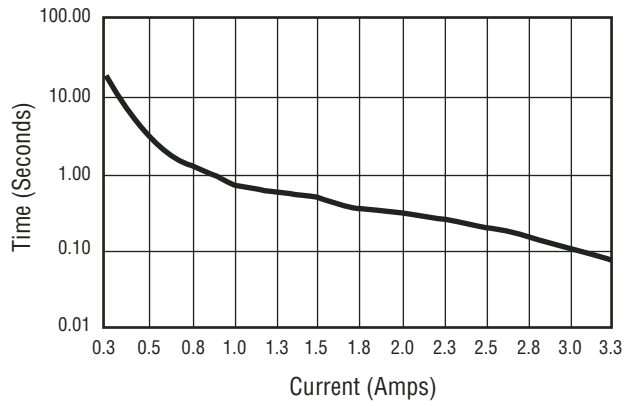
www.bourns.com

L23 Line Feed Resistors w/Resettable Ceramic PTC

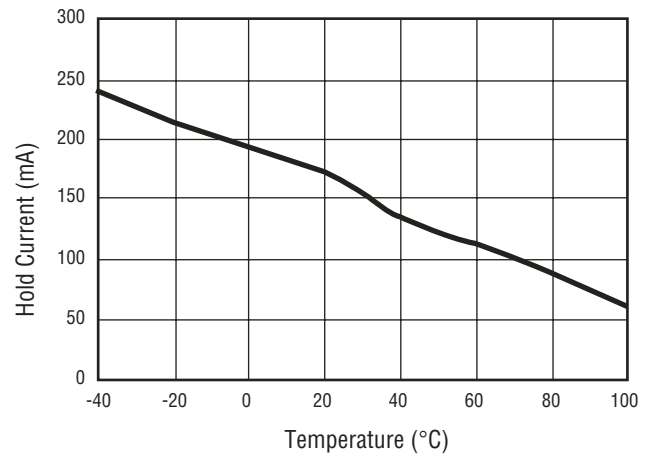
BOURNS®

Trip Characteristics

Typical PTC + Resistor Time to Trip



Typical Hold Current vs Temperature for PTC + Resistor



REV. A 06/05

Specifications are subject to change without notice.
Customers should verify device performance in their specific applications.