

2SD1539, 2SD1539A

Silicon NPN epitaxial planar type

For low-voltage switching

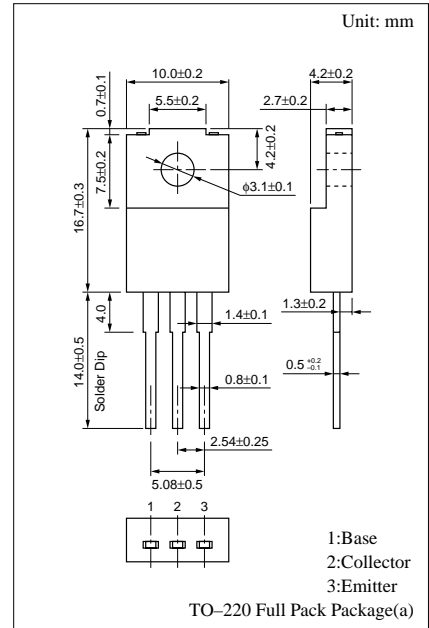
Complementary to 2SB1071 and 2SB1071A

Features

- Low collector to emitter saturation voltage $V_{CE(sat)}$
- High-speed switching
- Full-pack package which can be installed to the heat sink with one screw

Absolute Maximum Ratings ($T_C=25^\circ\text{C}$)

Parameter	Symbol	Rated	Unit	
Collector to base voltage	V_{CBO}	2SD1539	40	V
2SD1539A		50		
Collector to emitter voltage	V_{CEO}	2SD1539	20	V
2SD1539A		40		
Emitter to base voltage	V_{EBO}	5	V	
Peak collector current	I_{CP}	8	A	
Collector current	I_C	4	A	
Collector power dissipation	P_C	$T_C=25^\circ\text{C}$	25	W
$T_a=25^\circ\text{C}$		2		
Junction temperature	T_j	150	$^\circ\text{C}$	
Storage temperature	T_{stg}	-55 to +150	$^\circ\text{C}$	



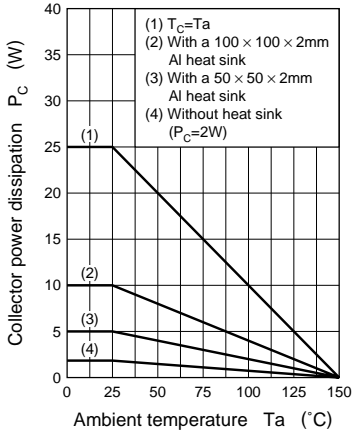
Electrical Characteristics ($T_C=25^\circ\text{C}$)

Parameter	Symbol	Conditions	min	typ	max	Unit
Collector cutoff current	I_{CBO}	$V_{CB} = 40\text{V}, I_E = 0$			50	μA
2SD1539A		$V_{CB} = 50\text{V}, I_E = 0$			50	
Emitter cutoff current	I_{EBO}	$V_{EB} = 5\text{V}, I_C = 0$			50	μA
Collector to emitter voltage	V_{CEO}	$I_C = 10\text{mA}, I_B = 0$	20			V
2SD1539A			40			
Forward current transfer ratio	h_{FE1}	$V_{CE} = 2\text{V}, I_C = 0.1\text{A}$	45			
	h_{FE2}^*	$V_{CE} = 2\text{V}, I_C = 1\text{A}$	90		260	
Collector to emitter saturation voltage	$V_{CE(sat)}$	$I_C = 2\text{A}, I_B = 0.1\text{A}$			0.5	V
Base to emitter saturation voltage	$V_{BE(sat)}$	$I_C = 2\text{A}, I_B = 0.1\text{A}$			1.5	V
Transition frequency	f_T	$V_{CE} = 5\text{V}, I_C = 0.5\text{A}, f = 10\text{MHz}$		120		MHz
Turn-on time	t_{on}	$I_C = 2\text{A}, I_{B1} = 0.2\text{A}, I_{B2} = -0.2\text{A}, V_{CC} = 20\text{V}$		0.2		μs
Storage time	t_{stg}			0.5		μs
Fall time	t_f			0.1		μs

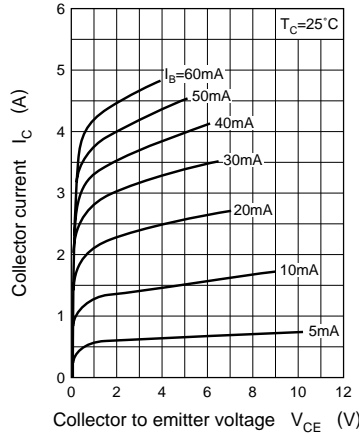
* h_{FE2} Rank classification

Rank	Q	P
h_{FE2}	90 to 180	130 to 260

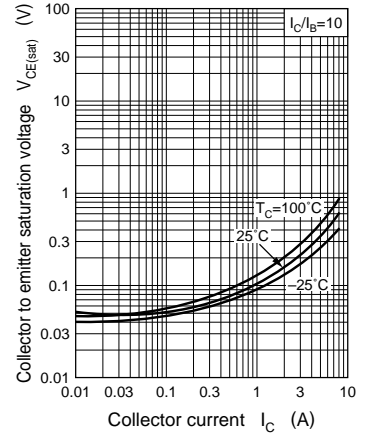
$P_C - T_a$



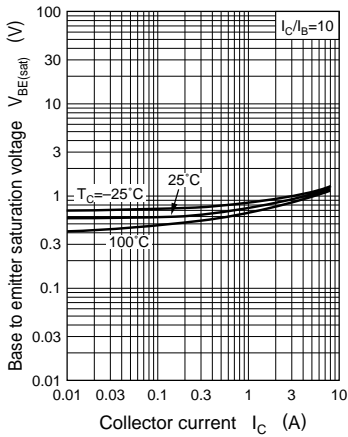
$I_C - V_{CE}$



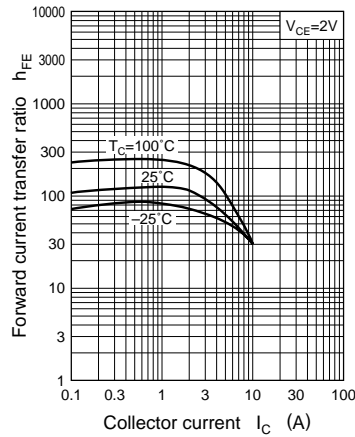
$V_{CE(sat)} - I_C$



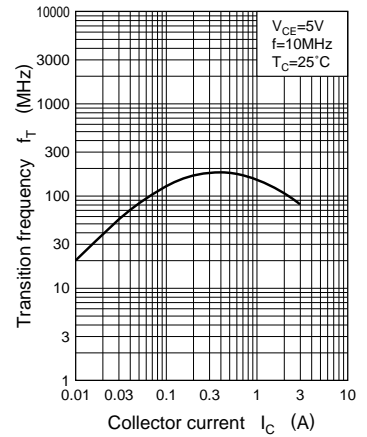
$V_{BE(sat)} - I_C$



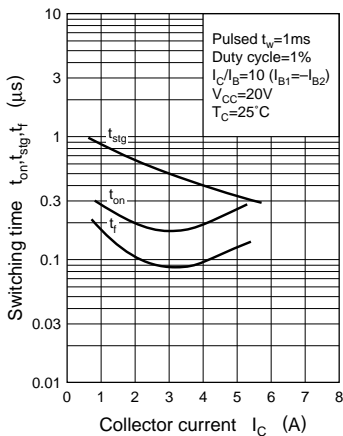
$h_{FE} - I_C$



$f_T - I_C$



$t_{on}, t_{stg}, t_f - I_C$



Area of safe operation (ASO)

