

**Features**

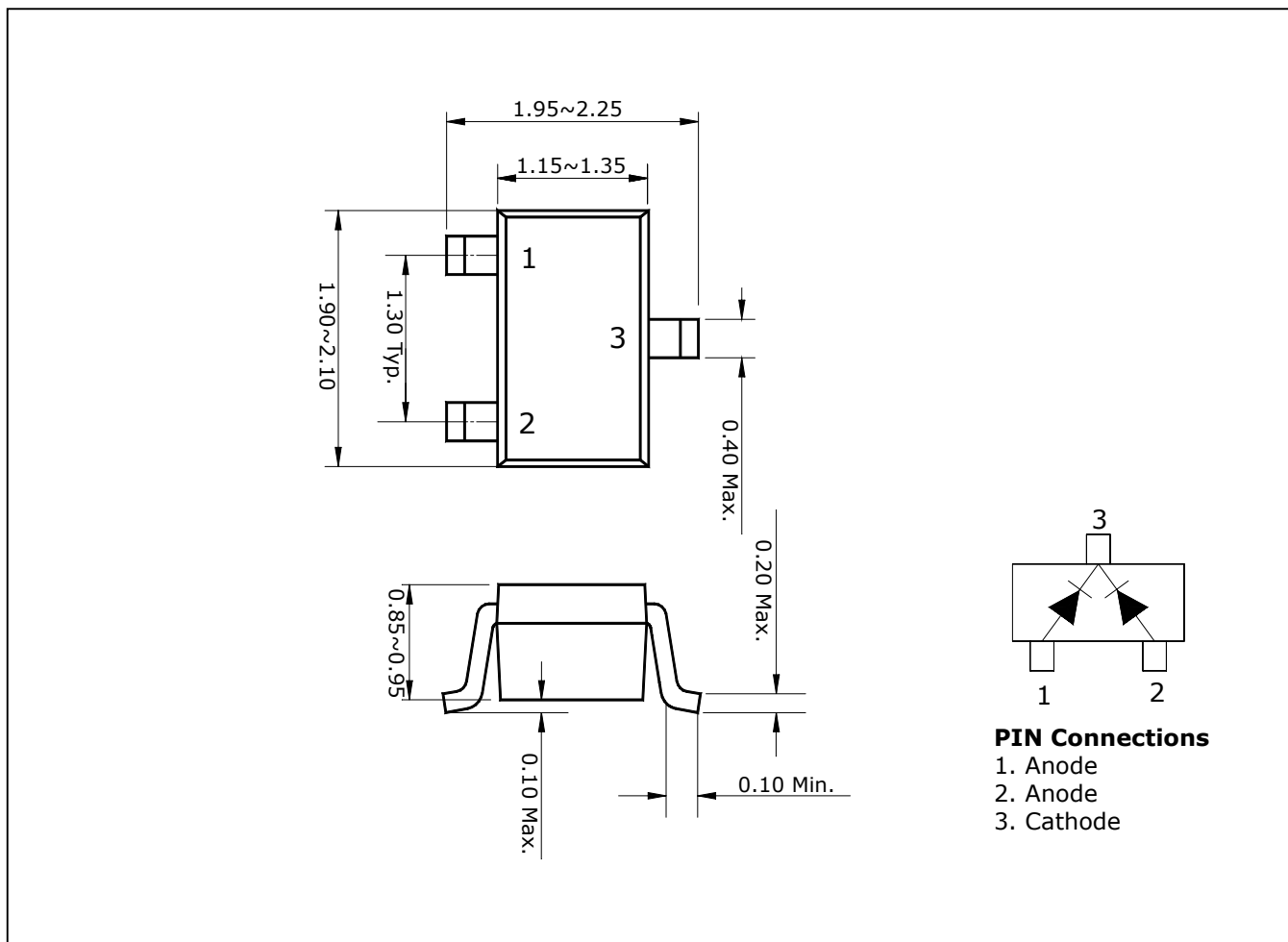
- Low  $V_F$  ( Max. 0.5V @ 30mA)
- Low  $I_R$  ( Max. 1  $\mu$ A @ 30V)
- High reliability

**Ordering Information**

Type No.	Marking	Package Code
SDB310WКУ	DB8	SOT-323

**Outline Dimensions**

unit : mm



**Absolute maximum ratings**

Ta=25°C

Characteristic	Symbol	Rating	Unit
Reverse voltage	$V_R$	30	V
Forward current	$I_F$	200	mA
Non-repetitive peak forward current	$I_{FSM}$ *	2	A
Power dissipation	$P_D$	150	mW
Junction temperature	$T_j$	150	°C
Storage temperature range	$T_{stg}$	-55 ~ 150	°C

\* 60Hz , 1 cycle.

**Electrical Characteristics**

Ta=25°C

Characteristic	Symbol	Test Condition	Min.	Typ.	Max.	Unit
Forward voltage	$V_{F1}$	$I_F=10mA$	-	-	0.4	V
	$V_{F2}$	$I_F=30mA$	-	-	0.5	
Reverse current	$I_R$	$V_R=30V$	-	-	1	μA
Total capacitance	$C_T$	$V_R=1V, f=1MHz$	-	10	-	pF

Electrical Characteristic Curves

Fig. 1  $I_F$ - $V_F$

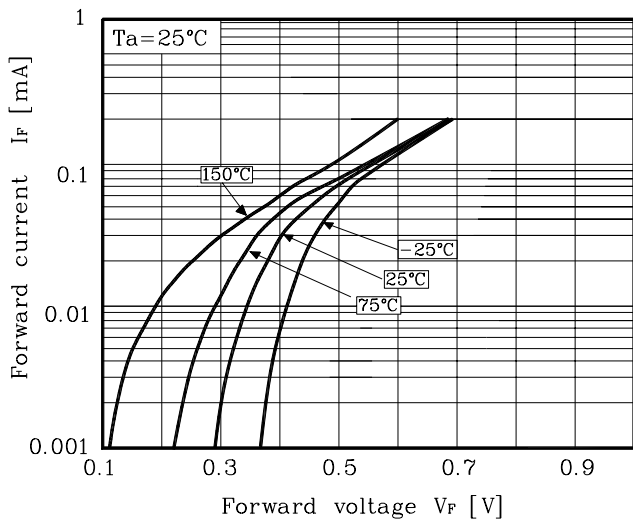


Fig. 2  $I_R$  - $V_R$

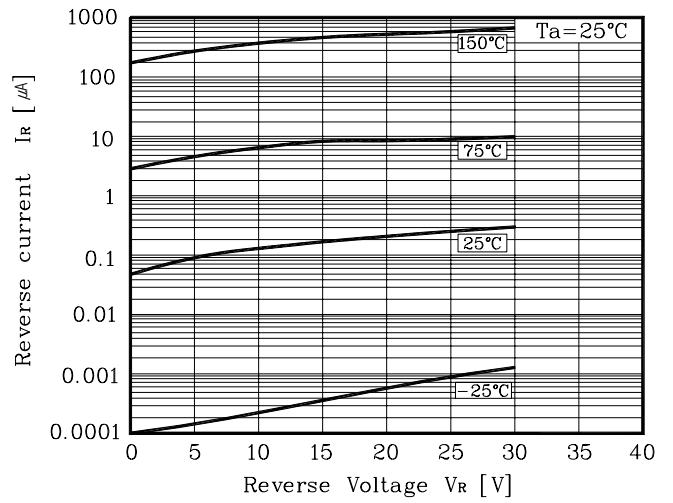
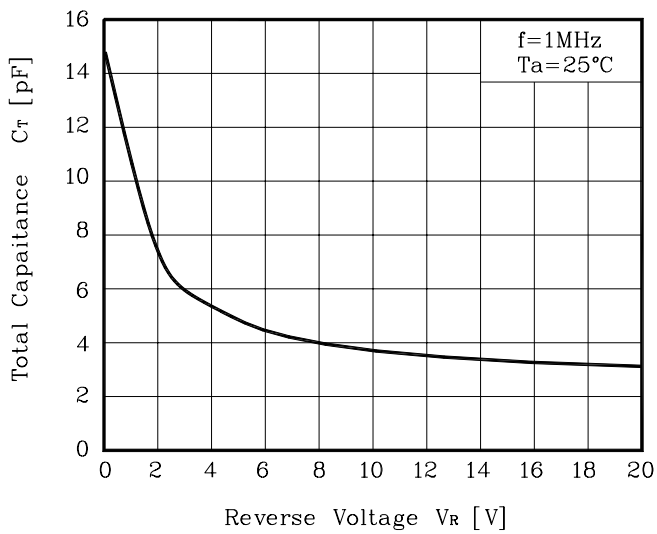


Fig. 3  $C_T$ - $V_R$



**The AUK Corp. products are intended for the use as components in general electronic equipment (Office and communication equipment, measuring equipment, home appliance, etc.).**

**Please make sure that you consult with us before you use these AUK Corp. products in equipments which require high quality and / or reliability, and in equipments which could have major impact to the welfare of human life(atomic energy control, airplane, spaceship, transportation, combustion control, all types of safety device, etc.). AUK Corp. cannot accept liability to any damage which may occur in case these AUK Corp. products were used in the mentioned equipments without prior consultation with AUK Corp..**

**Specifications mentioned in this publication are subject to change without notice.**