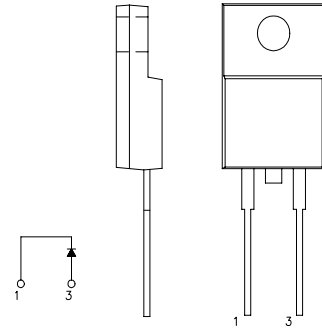


SBD Type : FSL05A015

OUTLINE DRAWING

FEATURES

- *Similar to TO-220AC Case
- *Fully Molded Isolation
- *Extremely Low Forward Voltage Drop
- *Low Power Loss, High Efficiency
- *High Surge Capability



Maximum Ratings

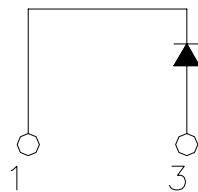
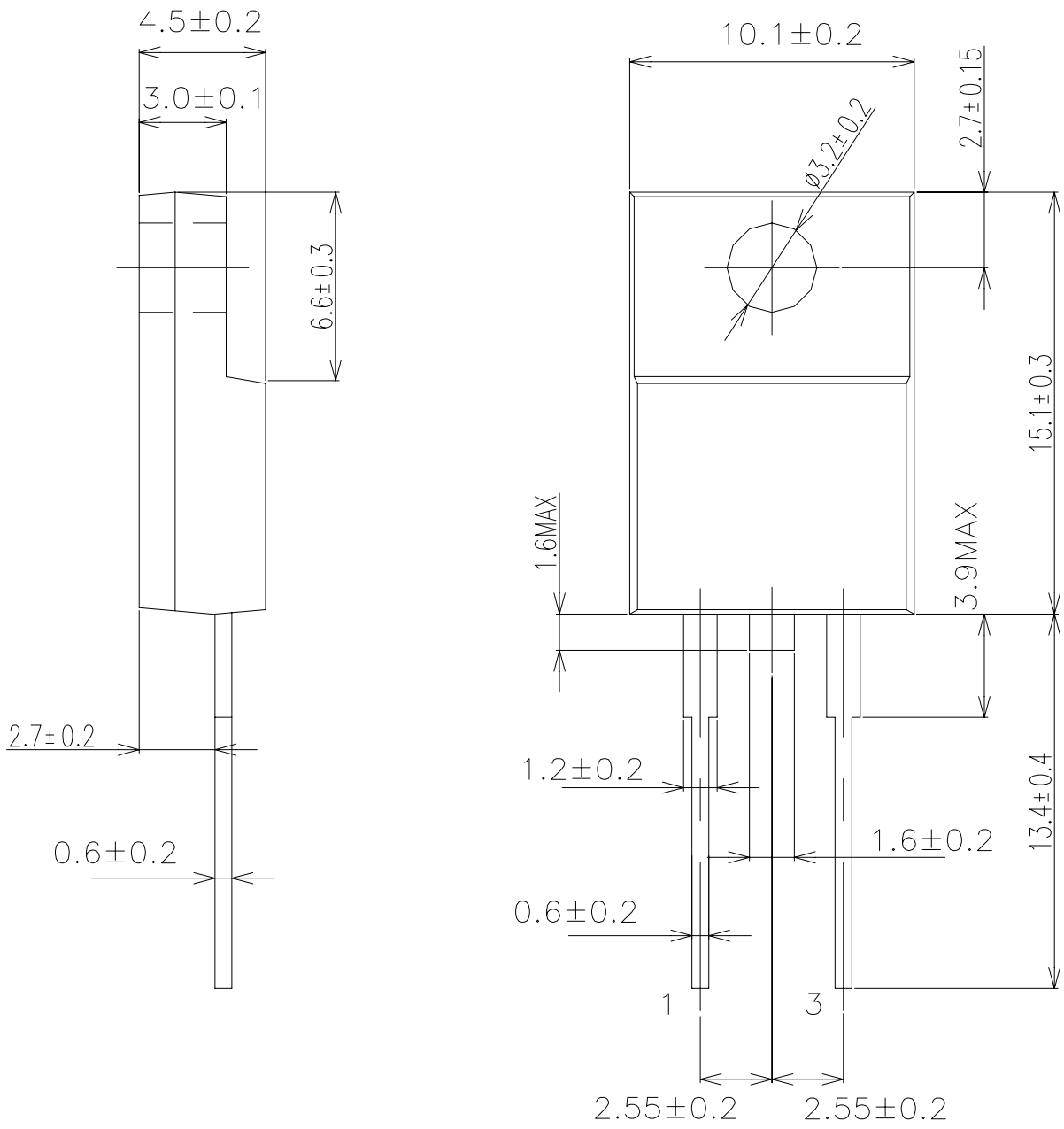
Approx Net Weight: 1.7g

Rating	Symbol	FSL05A015		Unit
Repetitive Peak Reverse Voltage	V_{RRM}	15		V
Average Rectified Output Current	I_O	5	$T_c=103^{\circ}\text{C}$ 50 Hz half Sine Wave Resistive Load	A
RMS Forward Current	$I_{F(RMS)}$	7.85		A
Surge Forward Current	I_{FSM}	130	50Hz Half Sine Wave ,1cycle Non-repetitive	A
Operating Junction Temperature Range	T_{jw}	-40 to +125		$^{\circ}\text{C}$
Storage Temperature Range	T_{stg}	-40 to +125		$^{\circ}\text{C}$
Mounting torque	F_{tor}	recommended torque = 0.5		N•m

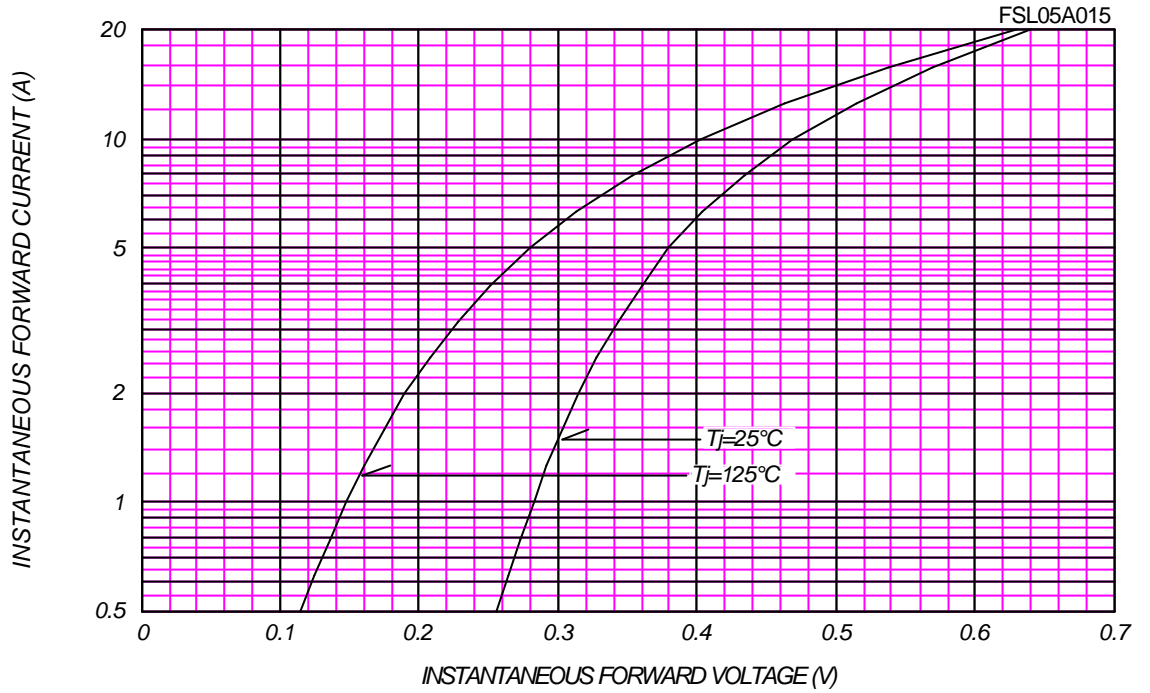
Electrical • Thermal Characteristics

Characteristics	Symbol	Conditions	Min.	Typ.	Max.	Unit
Peak Reverse Current	I_{RM}	$T_j= 25^{\circ}\text{C}$, $V_{RM}= V_{RRM}$	-	-	5	mA
Peak Forward Voltage	V_{FM}	$T_j= 25^{\circ}\text{C}$, $I_{FM}= 5 \text{ A}$	-	-	0.38	V
Thermal Resistance	$R_{th(j-c)}$	Junction to Case	-	-	5	$^{\circ}\text{C}/\text{W}$
	$R_{th(c-f)}$	Case to Fin	-	-	1.5	$^{\circ}\text{C}/\text{W}$

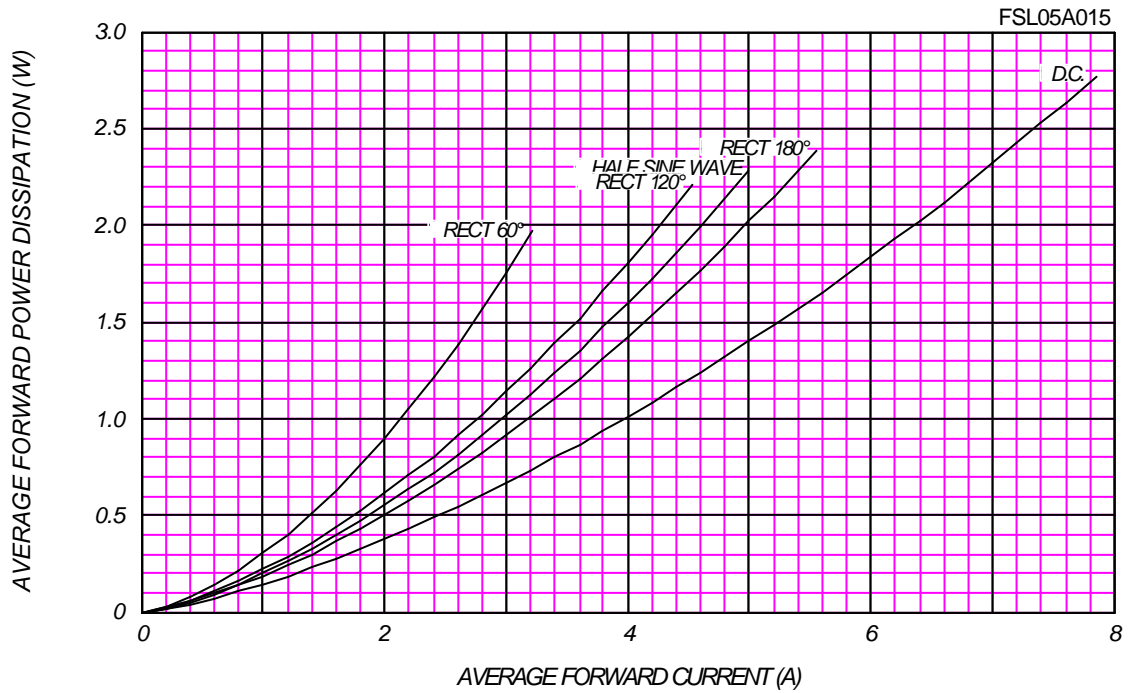
FSL_A_OUTLINE DRAWING (Dimensions in mm)



FORWARD CURRENT VS. VOLTAGE



AVERAGE FORWARD POWER DISSIPATION



PEAK REVERSE CURRENT VS. PEAK REVERSE VOLTAGE

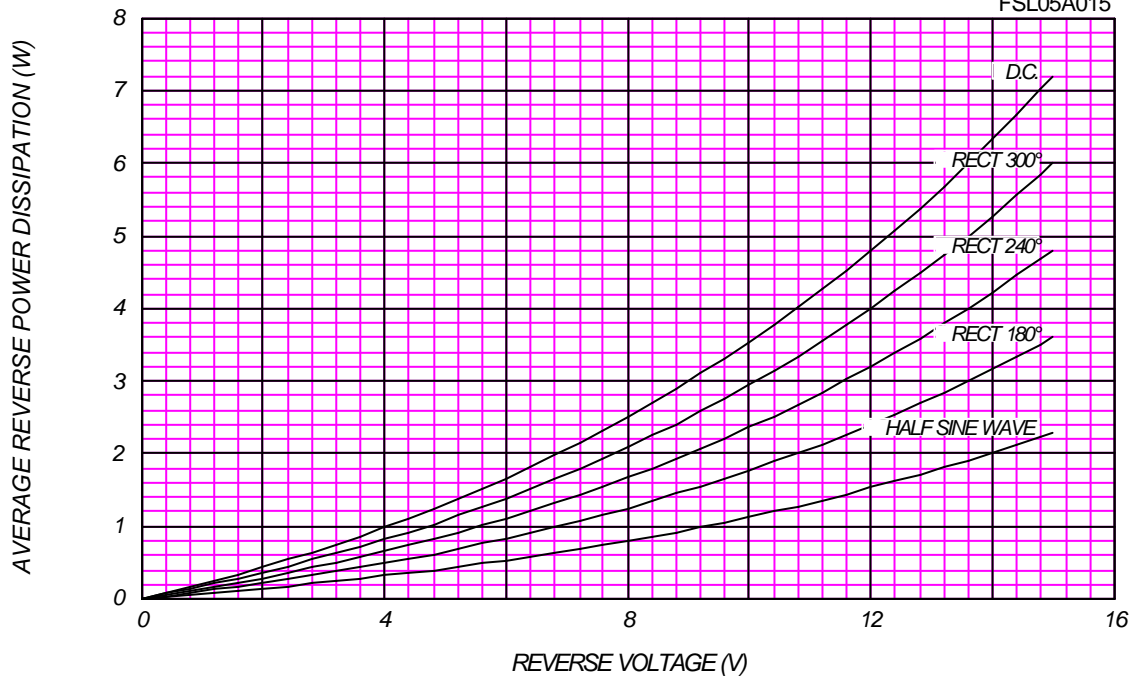
T_j = 125 °C

FSL05A015



AVERAGE REVERSE POWER DISSIPATION

FSL05A015

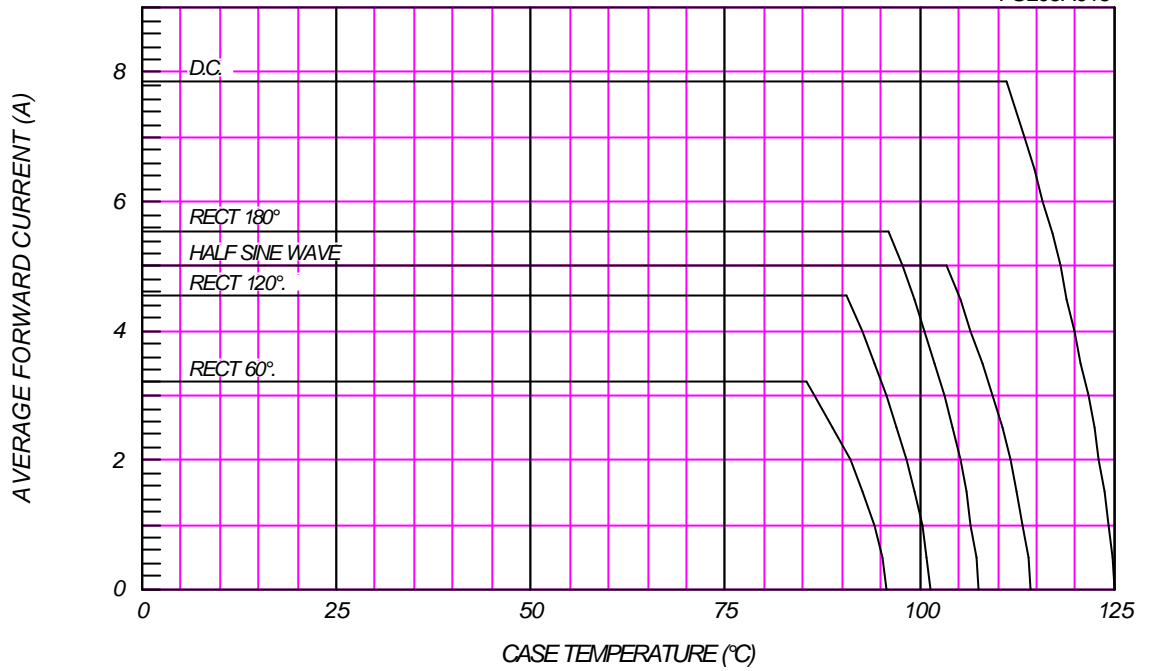




AVERAGE FORWARD CURRENT VS. CASE TEMPERATURE

$V_{RM}=15V$

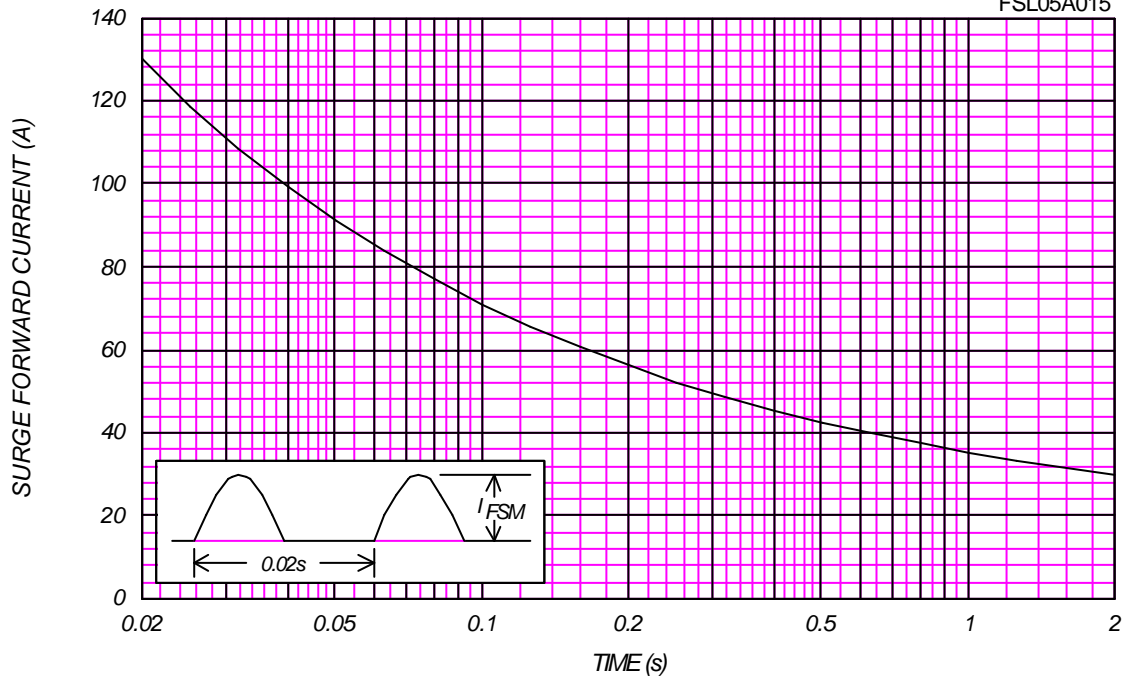
FSL05A015



SURGE CURRENT RATINGS

f=50Hz, Sine Wave, Non-Repetitive, No Load

FSL05A015



JUNCTION CAPACITANCE VS. REVERSE VOLTAGE

$T_j=25^\circ\text{C}$, $V_m=20\text{mV}_{\text{RMS}}$, $f=100\text{kHz}$, Typical Value

FSL05A015

