

**SINGLE-PHASE GLASS PASSIVATED
SILICON BRIDGE RECTIFIER**

VOLTAGE RANGE 50 to 1000 Volts CURRENT 35 Amperes

FEATURES

- * Superior thermal desing
- * 300 amperes surge rating
- * 1/4" universal faston terminal
- * Hole thru for # 10 screw

MECHANICAL DATA

- * UL listed the recognized component directory, file #E94233
- * Epoxy: Device has UL flammability classification 94V-O



MP-35



MP-35W

MAXIMUM RATINGS AND ELECTRICAL CHARACTERISTICS

Ratings at 25 °C ambient temperature unless otherwise specified.
Single phase, half wave, 60 Hz, resistive or inductive load.
For capacitive load, derate current by 20%.

MAXIMUM RATINGS (At TA = 25°C unless otherwise noted)

RATINGS	SYMBOL	MP3505	MP351	MP352	MP354	MP356	MP358	MP3510	UNITS
Maximum Recurrent Peak Reverse Voltage	V _{RRM}	50	100	200	400	600	800	1000	Volts
Maximum RMS Bridge Input Voltage	V _{RMS}	35	70	140	280	420	560	700	Volts
Maximum DC Blocking Voltage	V _{DC}	50	100	200	400	600	800	1000	Volts
Maximum Average Forward Rectified Output Current at Tc = 55°C	I _O	35.0							Amps
Peak Forward Surge Current 8.3 ms single half sine-wave superimposed on rated load (JEDEC method)	I _{FSM}	400							Amps
Operating and Storage Temperature Range	T _J ,T _{STG}	-55 to + 175							°C

ELECTRICAL CHARACTERISTICS (At TA = 25°C unless otherwise noted)

CHARACTERISTICS	SYMBOL	MP3505	MP351	MP352	MP354	MP356	MP358	MP3510	UNITS
Maximum Forward Voltage Drop per element at 17.5A DC	V _F	1.1							Volts
Maximum Reverse Current at Rated	I _R	10							uAmps
DC Blocking Voltage per element		0.5							mAmps

NOTE: Suffix "W" for wire type

RATING AND CHARACTERISTIC CURVES (MP3505 THRU MP3510)

FIG. 1 - MAXIMUM NON-REPETITIVE FORWARD SURGE CURRENT

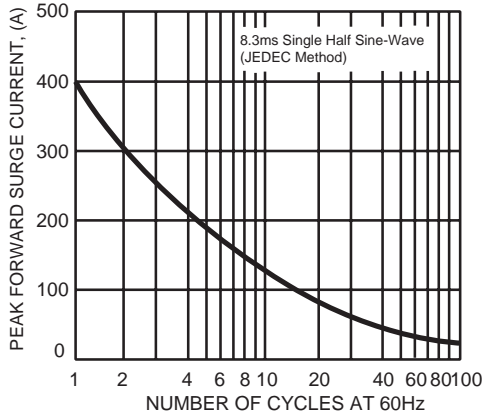


FIG. 2 - TYPICAL FORWARD CURRENT DERATING CURVE

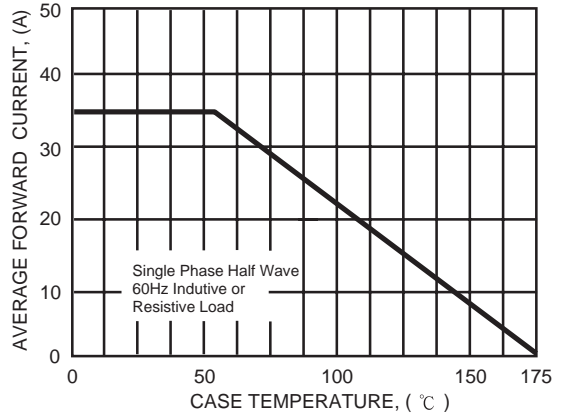


FIG. 3- TYPICAL INSTANTANEOUS FORWARD CHARACTERISTICS

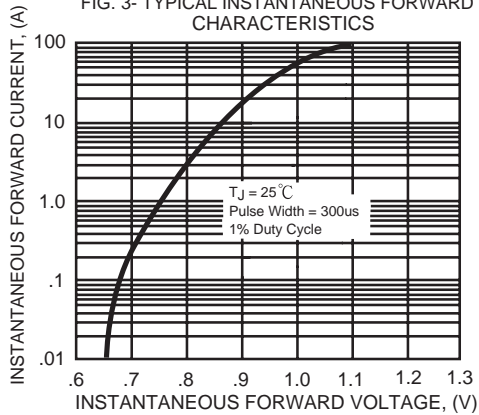
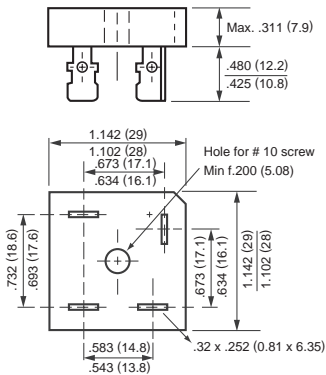
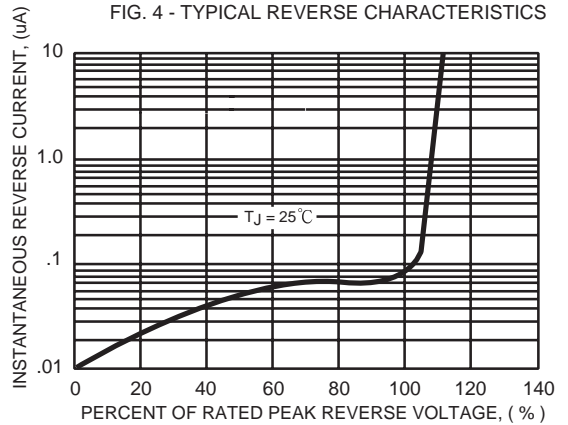
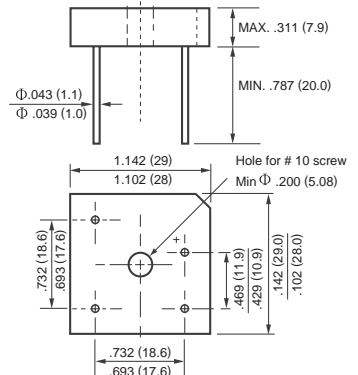


FIG. 4 - TYPICAL REVERSE CHARACTERISTICS



MP-35



MP-35W