


# JQC-16F

## AUTOMOTIVE RELAY



Twin version

Single version

### Typical Applications

Door locking systems, Immobilizers, Seat adjustment, Seatbelt prevention, Sunroof, Window motors control, Power door & windows

### Features

- Silent version also available
- 20A switching capability
- Extremely small relay
- Slim 1C type & twin type available
- Two separate systems for twin type

### CONTACT DATA

Contact Arrangement	1C, 2C
Initial Contact Resistance	Max. 100mΩ (at 1A 6VDC)
Contact Material	AgSnO <sub>2</sub> , AgNi
Contact Rating (Res. Load)	20A 14VDC
Max. switching voltage	40VDC
Max. switching current	25A
Mechanical Life	1 x 10 <sup>7</sup> OPS
Electrical Life	2 x 10 <sup>6</sup> OPS

### COIL

Coil power	0.56W
------------	-------

### COIL DATA

Nominal Voltage VDC	Pick-up Voltage VDC	Drop-out Voltage VDC	Coil Resistance Ω	Max. allowable Voltage (VDC)	Nominal operating Current mA
12	7.2	1.0	255 ± 10%	15	47

### CHARACTERISTICS

Initial Insulation Resistance	100MΩ, 500 VDC	
Dielectric Strength	Between coil and contacts	500VAC
	Between open contacts	500VAC
Operate time (at nomi. Vot.)	Typ. 3ms	
Release time (at nomi. Vot.)	Typ. 1.3ms	
Ambient temperature	-40°C to +85°C	
Shock Resistance	Functional	300 m/s <sup>2</sup>
	Destructive	450m/s <sup>2</sup>
Vibration Resistance	10 to 55Hz, 1.5mm 55 to 200Hz, 100m/s <sup>2</sup>	
Termination	PCB	
Unit weight	Approx. 5g, Twin 10g	
Construction	Sealed IP67	



HONGFA RELAY  
ISO9001、ISO/TS16949、ISO14001 CERTIFIED

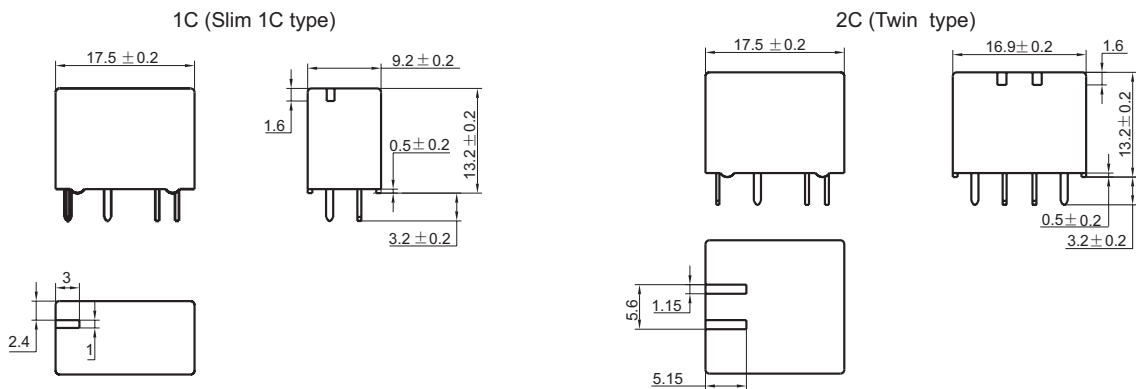
VERSION: EN02-20040601

## ORDERING INFORMATION

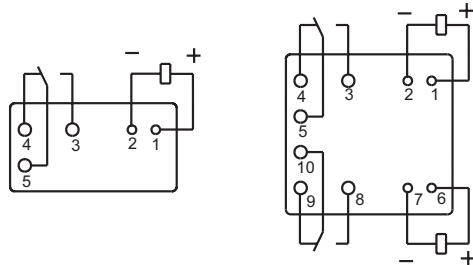
JQC-16F / 012		2Z	S	T	XXX
Type					
Coil voltage	12VDC				
Contact arrangement	1Z: 1 Form C(Slim 1C type) 2Z: 2 x 1C(Twin type)				
Structure	S: Sealed IP67				
Contact Material	T: AgSnO <sub>2</sub> Nil: AgNi				
Customer special request code:					

## OUTLINE DIMENSIONS, WIRING DIAGRAM AND PC BOARD LAYOUT

### Outline Dimensions



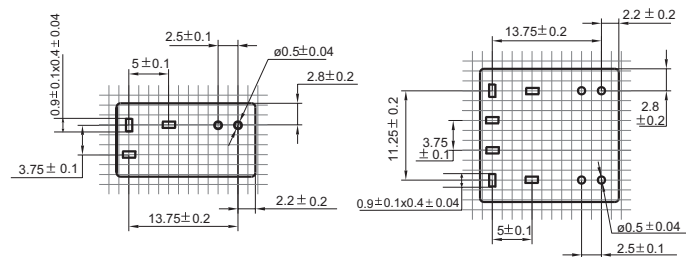
### Wiring Diagram



1C

2C

### PCB layout

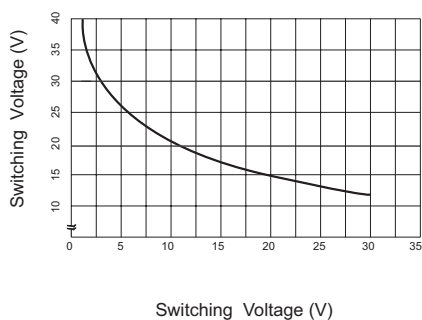


1C

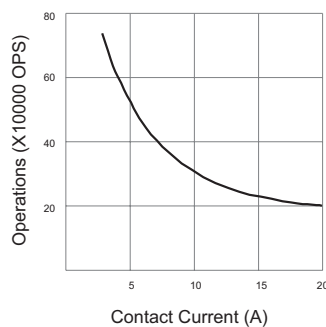
2C

## CHARACTERISTICS CURVE

Maximum Switching Power



Life Curve



Coil Temperature Rise

