

SANYO	No.4410	2SC4909
		NPN Epitaxial Planar Silicon Transistor
Muting Circuits, Drivers		

Features

- High DC current gain.
- On-chip bias resistance ($R_1 = 47k\Omega$, $R_2 = 47k\Omega$).
- Very small-sized package permitting 2SC4909-applied sets to be made smaller and slimmer.
- Small ON resistance.

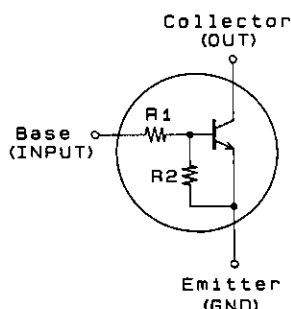
Absolute Maximum Ratings at $T_a = 25^\circ\text{C}$

			unit
Collector to Base Voltage	V_{CB0}	25	V
Collector to Emitter Voltage	V_{CE0}	20	V
Emitter to Base Voltage	V_{EB0}	10	V
Input Voltage	V_{IN}	18	V
Collector Current	I_C	100	mA
Collector Current (Pulse)	I_{CP}	200	mA
Base Current	I_B	20	mA
Collector Dissipation	P_C	200	mW
Junction Temperature	T_j	150	$^\circ\text{C}$
Storage Temperature	T_{stg}	-55 to +150	$^\circ\text{C}$

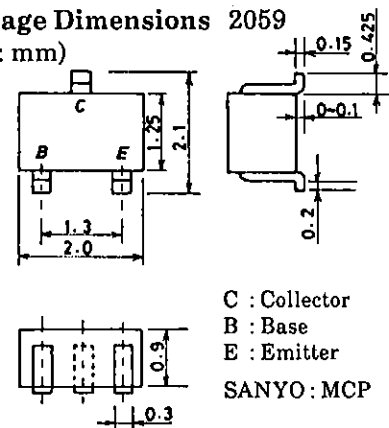
Electrical Characteristics at $T_a = 25^\circ\text{C}$

			min	typ	max	unit
Collector Cutoff Current	I_{CBO}	$V_{CB} = 20\text{V}, I_E = 0$			0.1	μA
Collector Cutoff Current	I_{CEO}	$V_{CE} = 15\text{V}, I_B = 0$			0.5	μA
Emitter Cutoff Current	I_{EBO}	$V_{EB} = 5\text{V}, I_C = 0$	30	53	80	μA
DC Current Gain	h_{FE}	$V_{CE} = 2\text{V}, I_C = 5\text{mA}$	200			
Gain-Bandwidth Product	f_T	$V_{CE} = 5\text{V}, I_C = 10\text{mA}$		240		MHz
C-E Saturation Voltage	$V_{CE(sat)}$	$I_C = 2\text{mA}, I_B = 0.2\text{mA}$		10	30	mV
C-B Breakdown Voltage	$V_{(BR)CBO}$	$I_C = 10\mu\text{A}, I_E = 0$	25			V
C-E Breakdown Voltage	$V_{(BR)CEO}$	$I_C = 1\text{mA}, R_{BE} = \infty$	20			V
Input OFF-State Voltage	$V_{IN(off)}$	$V_{CE} = 2\text{V}, I_C = 100\mu\text{A}$	0.7	1.0	1.4	V
Input ON-State Voltage	$V_{IN(on)}$	$V_{CE} = 0.3\text{V}, I_C = 5\text{mA}$	1.0	1.5	3.0	V
Input Resistance	R_1		32	47	62	$k\Omega$
Resistance Ratio	R_1/R_2		0.9	1.0	1.1	
ON Resistance	R_{on}	$V_{IN} = 10\text{V}, f = 1\text{MHz}$		4.0		Ω

Marking: JN

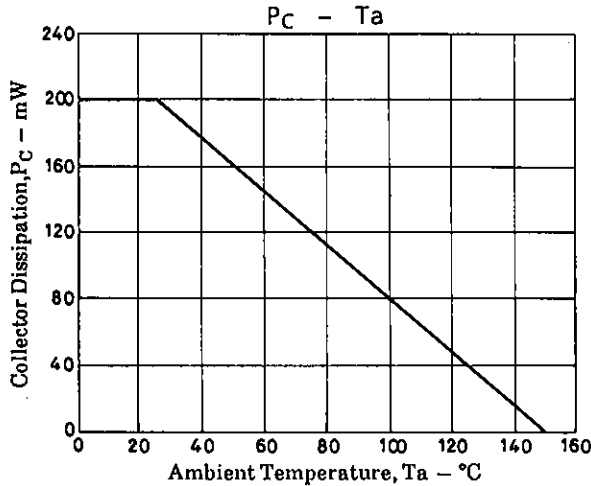
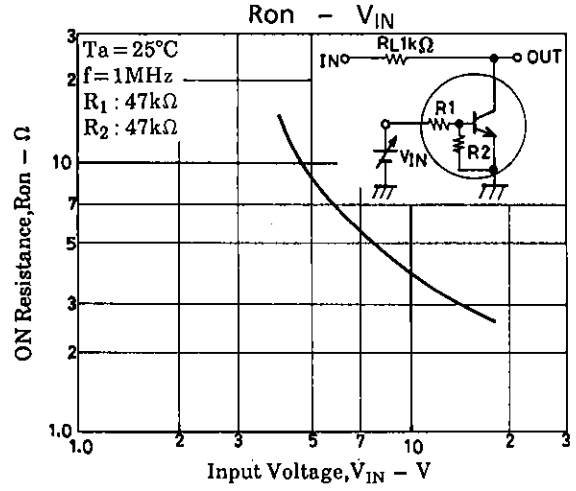
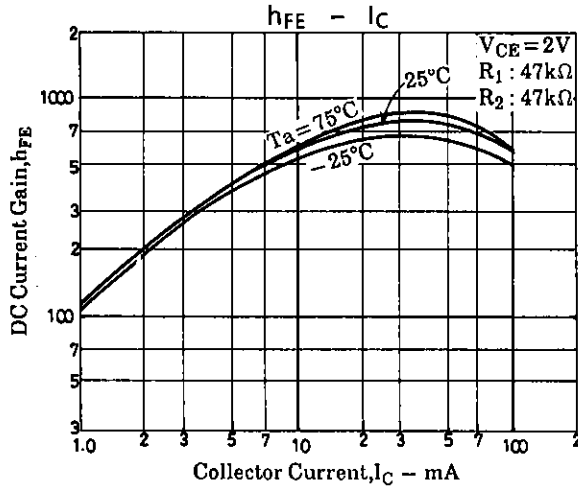
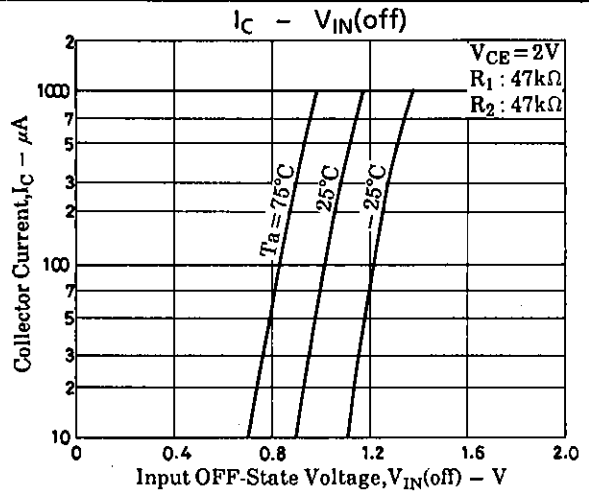
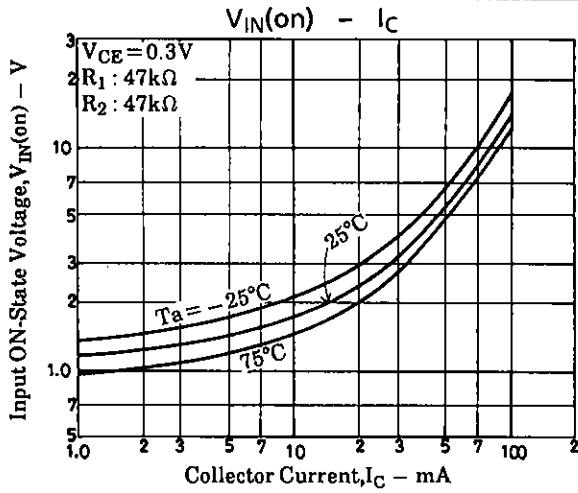
Electrical Connection**Package Dimensions 2059**

(unit: mm)



SANYO Electric Co., Ltd. Semiconductor Business Headquarters
 TOKYO OFFICE Tokyo Bldg., 1-10, 1 Chome, Ueno, Taito-ku, TOKYO, 110 JAPAN

N3093TH (KOTO) BX-0302 No.4410-1/2



- No products described or contained herein are intended for use in surgical implants, life-support systems, aerospace equipment, nuclear power control systems, vehicles, disaster/crime-prevention equipment and the like, the failure of which may directly or indirectly cause injury, death or property loss.
- Anyone purchasing any products described or contained herein for an above-mentioned use shall:
 - ① Accept full responsibility and indemnify and defend SANYO ELECTRIC CO., LTD., its affiliates, subsidiaries and distributors and all their officers and employees, jointly and severally, against any and all claims and litigation and all damages, cost and expenses associated with such use;
 - ② Not impose any responsibility for any fault or negligence which may be cited in any such claim or litigation on SANYO ELECTRIC CO., LTD., its affiliates, subsidiaries and distributors or any of their officers and employees jointly or severally.
- Information (including circuit diagrams and circuit parameters) herein is for example only; it is not guaranteed for volume production. SANYO believes information herein is accurate and reliable, but no guarantees are made or implied regarding its use or any infringements of intellectual property rights or other rights of third parties.