

LOW VOLTAGE HIGH SPEED SWITCHING.

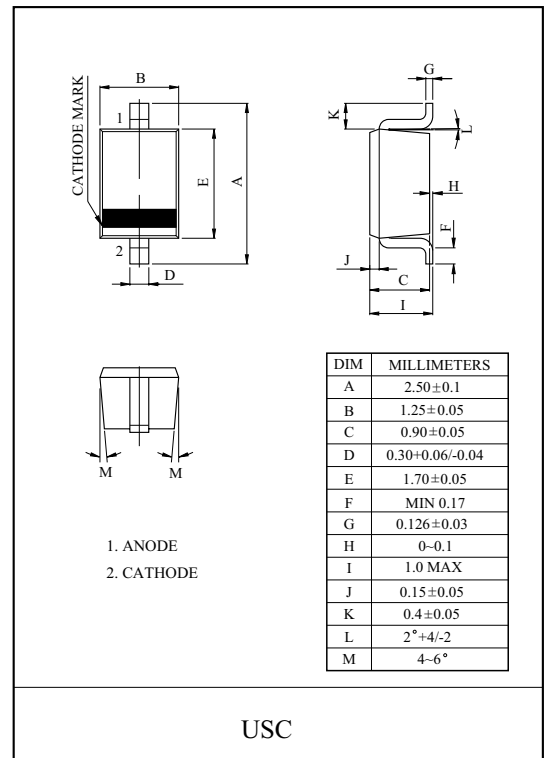
#### FEATURES

- Low Forward Voltage :  $V_{F(2)}=0.42(\text{Typ.})$
- Small Package : USC.

#### MAXIMUM RATING (Ta=25°C)

CHARACTERISTIC	SYMBOL	RATING	UNIT
Maximum (Peak) Reverse Voltage	$V_{RM}$	30	V
Reverse Voltage	$V_R$	30	V
Maximum (Peak) Forward Current	$I_{FM}$	150	mA
Average Forward Current	$I_O$	30	mA
Surge Current (10ms)	$I_{FSM}$	200	mA
Power Dissipation	$P_D$	200*	mW
Junction Temperature	$T_j$	125	°C
Storage Temperature Range	$T_{stg}$	-55 ~ 125	°C

\* : Mounted on a glass epoxy circuit board of 20 × 20mm,  
pad dimension of 4 × 4mm.



Marking

Type Name

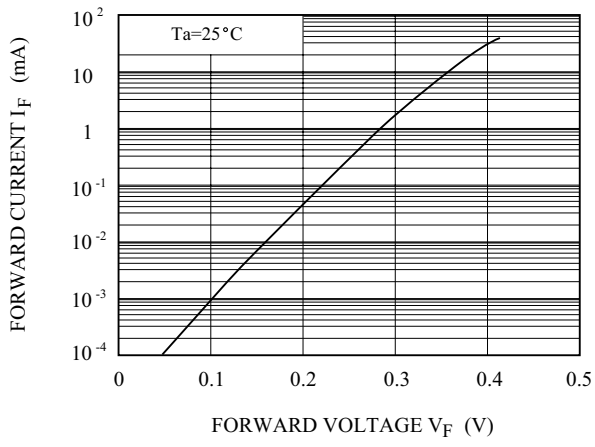


#### ELECTRICAL CHARACTERISTICS (Ta=25°C)

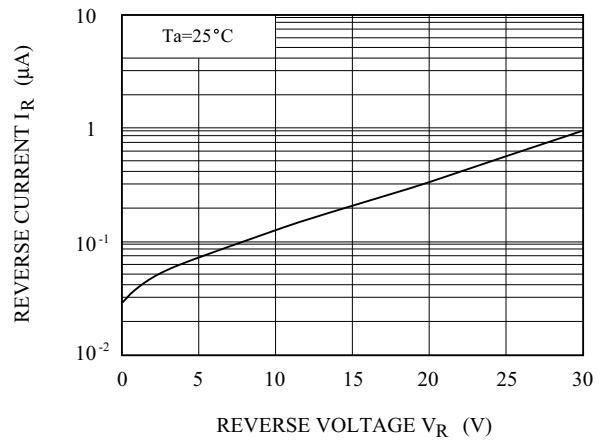
CHARACTERISTIC	SYMBOL	TEST CONDITION	MIN.	TYP.	MAX.	UNIT
Forward Voltage	$V_{F(1)}$	$I_F=1\text{mA}$	-	0.3	0.4	V
	$V_{F(2)}$	$I_F=30\text{mA}$	-	0.42	0.55	
Reverse Current	$I_R$	$V_R=30\text{V}$	-	-	300	μA
Total Capacitance	$C_T$	$V_R=1\text{V}, f=1\text{MHz}$	-	6.5	-	pF

# KDR728

$I_F - V_F$



$I_R - V_R$



$C_T - V_R$

