

TOSHIBA THYRISTOR SILICON PLANAR TYPE

SF5G41A, SF5J41A

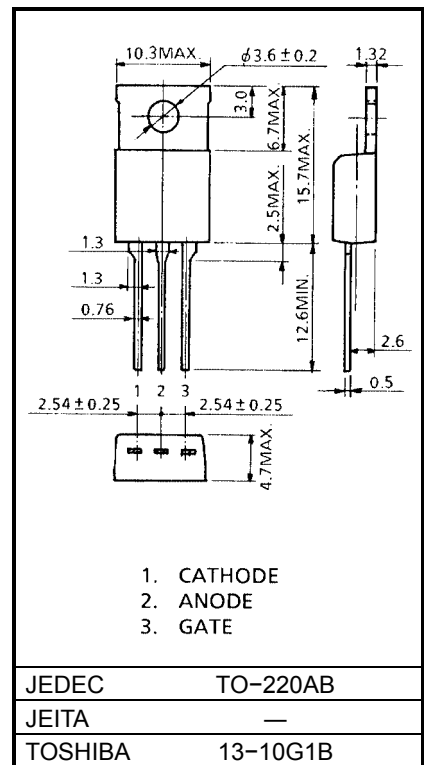
Unit: mm

MEDIUM POWER CONTROL APPLICATIONS

- Repetitive Peak Off-State Voltage : $V_{DRM} = 400, 600V$
 Repetitive Peak Reverse Voltage : $V_{RRM} = 400, 600V$
- Average On-State Current : $I_T (AV) = 5A$
- Gate Trigger Current : $I_{GT} = 15mA (MAX.)$

MAXIMUM RATINGS

CHARACTERISTIC		SYMBOL	RATING	UNIT
Repetitive Peak Off-State Voltage and Repetitive Peak Reverse Voltage	SF5G41A	V_{DRM} V_{RRM}	400	V
	SF5J41A		600	
Non-Repetitive Peak Reverse Voltage (Non-Repetitive < 5ms, $T_j = 0 \sim 125^\circ C$)	SF5G41A	V_{RSM}	500	V
	SF5J41A		720	
Average On-State Current (Half Sine Waveform $T_c = 91^\circ C$)		$I_T (AV)$	5	A
R.M.S On-State Current		$I_T (RMS)$	7.8	A
Peak One Cycle Surge On-State Current (Non-Repetitive)		I_{TSM}	80 (50Hz)	A
			88 (60Hz)	
$I^2 t$ Limit Value		$I^2 t$	32	$A^2 s$
Critical Rate of Rise of On-State Current		di / dt	100	A / μs
Peak Gate Power Dissipation		P_{GM}	5	W
Average Gate Power Dissipation		$P_G (AV)$	0.5	W
Peak Forward Gate Voltage		V_{FGM}	10	V
Peak Reverse Gate Voltage		V_{RGM}	-5	V
Peak Forward Gate Current		I_{GM}	2	A
Junction Temperature		T_j	-40~125	$^\circ C$
Storage Temperature Range		T_{stg}	-40~125	$^\circ C$

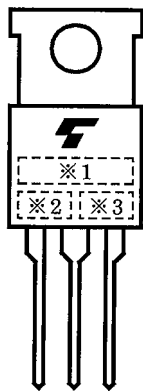


Weight: 2g

ELECTRICAL CHARACTERISTICS (Ta = 25°C)

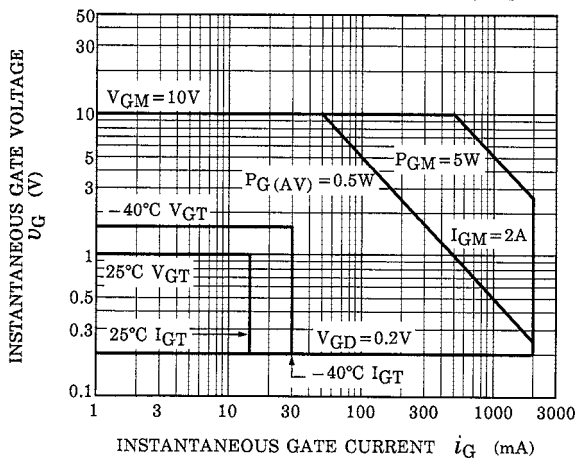
CHARACTERISTIC	SYMBOL	TEST CONDITION	MIN	MAX	UNIT
Repetitive Peak Off-State Current and Repetitive Peak Reverse Current	I_{DRM} I_{RRM}	$V_{DRM} = V_{RRM} = \text{Rated}$	—	10	μA
Peak On-State Voltage	V_{TM}	$I_{TM} = 15\text{A}$	—	1.6	V
Gate Trigger Voltage	V_{GT}	$V_D = 6\text{V}, R_L = 10\Omega$	—	1.0	V
Gate Trigger Current	I_{GT}		—	15	mA
Gate Non-Trigger Voltage	V_{GD}	$V_D = \text{Rated} \times 2/3, T_c = 125^\circ\text{C}$	0.2	—	V
Critical Rate of Rise of Off-State Voltage	dv/dt	$V_{DRM} = \text{Rated} \times 2/3, T_c = 125^\circ\text{C},$ Exponential Rise	100	—	$\text{V}/\mu\text{s}$
Holding Current	I_H	$V_D = 6\text{V}, I_{TM} = 1\text{A}$	—	40	mA
Latching Current	I_L	$V_D = 6\text{V}, f = 50\text{Hz}, t_{gw} = 50\mu\text{s}, i_G = 30\text{mA}$	—	60	mA
Thermal Resistance	$R_{th(j-c)}$	Junction to Case	—	3	$^\circ\text{C}/\text{W}$

MARKING

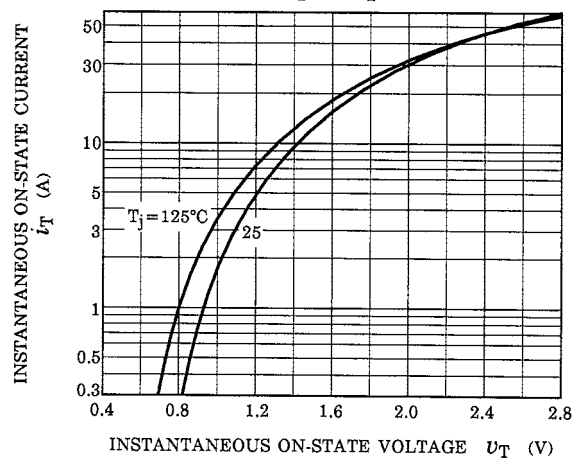


NUMBER	SYMBOL	MARK
*1	TYPE	SF5G41A
		SF5J41A
		SF5G41A, SF5J41A
*2		A
*3	Lot Number Month (Starting from) (Alphabet A) Year (Last Decimal Digit) (of the Current Year)	Example 8A : January 1998 8B : February 1998 8L : December 1998

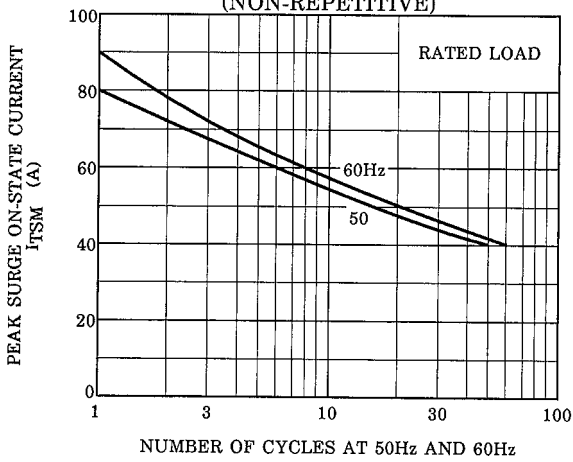
GATE TRIGGER CHARACTERISTIC



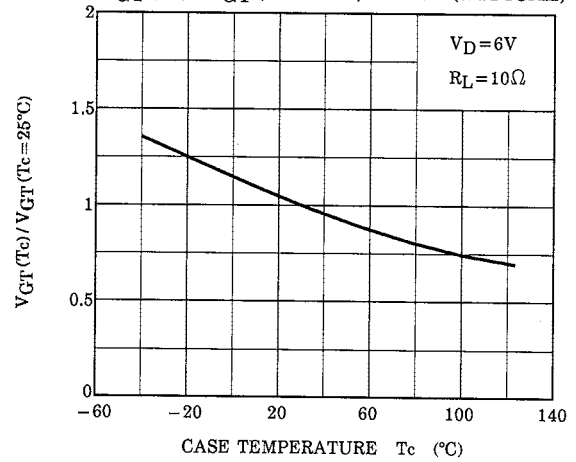
$i_T - v_T$



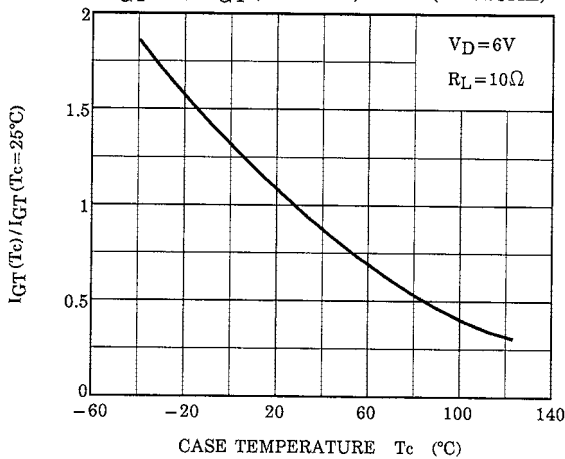
SURGE ON-STATE CURRENT (NON-REPETITIVE)



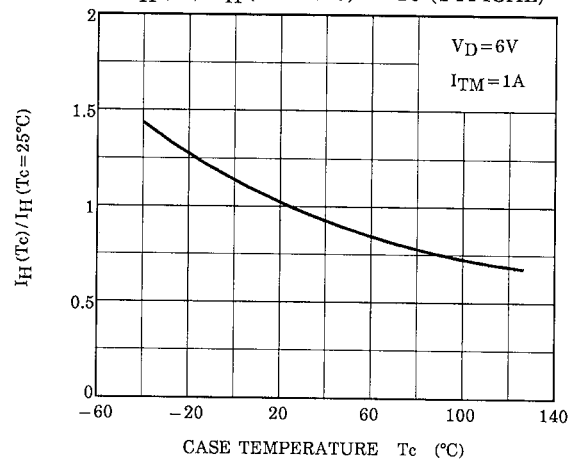
$V_{GT}(T_c) / V_{GT}(T_c=25^\circ C) - T_c$ (TYPICAL)

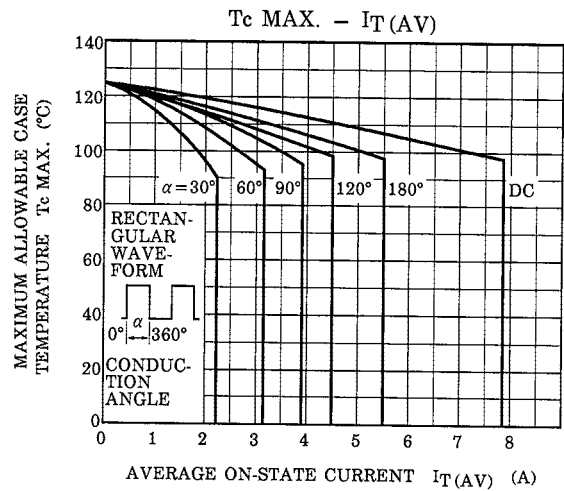
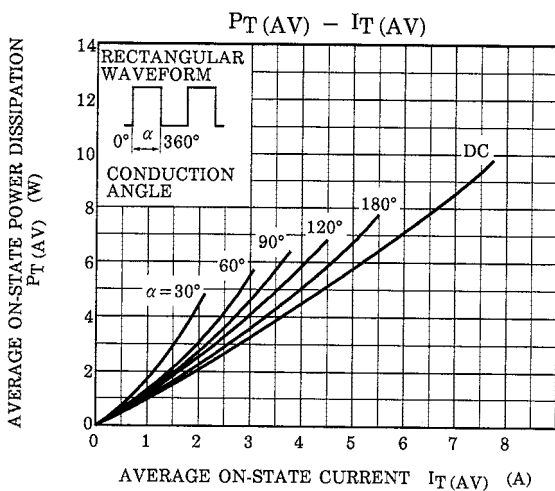
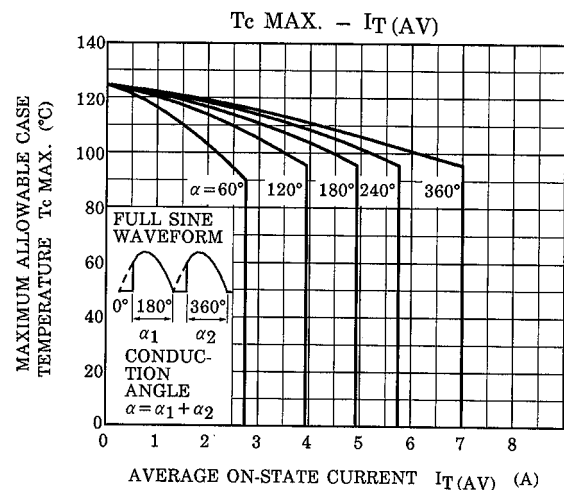
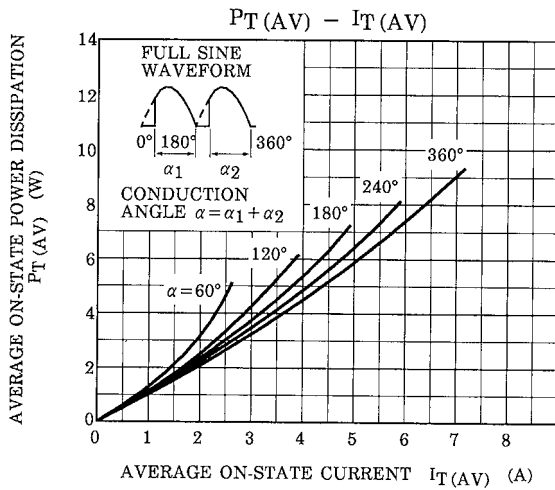
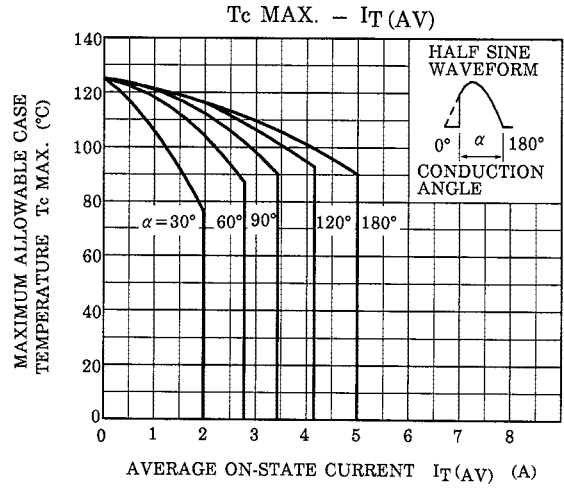
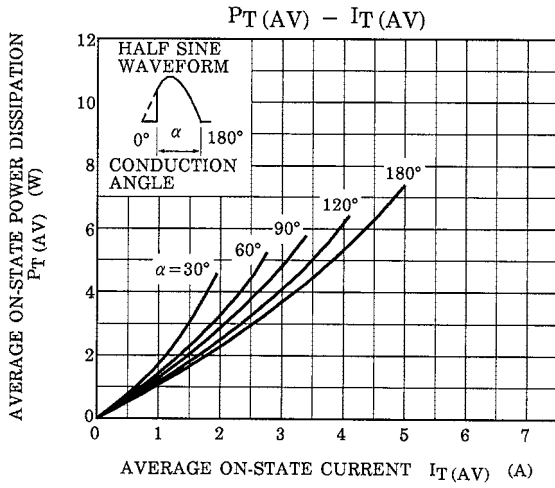


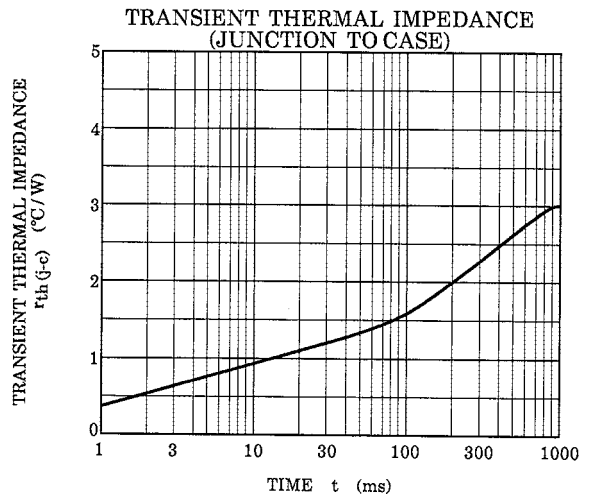
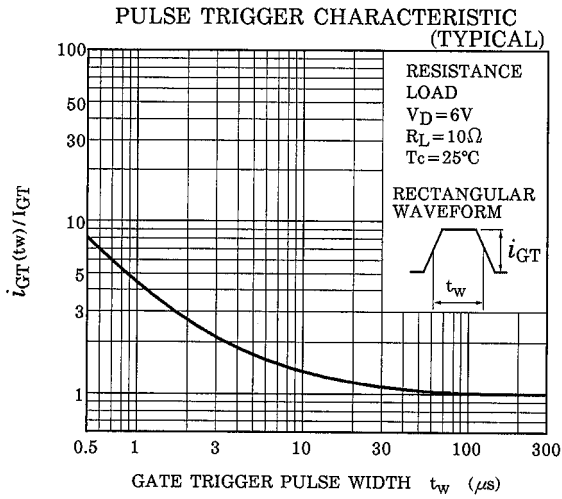
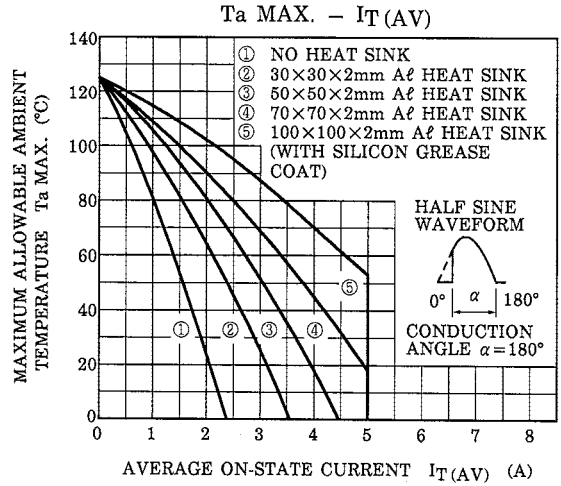
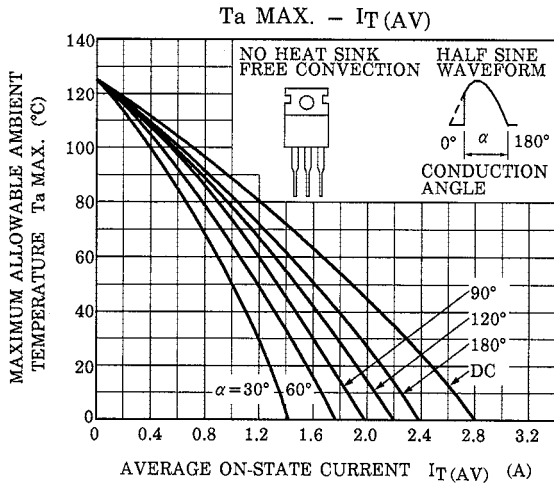
$I_{GT}(T_c) / I_{GT}(T_c=25^\circ C) - T_c$ (TYPICAL)



$I_H(T_c) / I_H(T_c=25^\circ C) - T_c$ (TYPICAL)







RESTRICTIONS ON PRODUCT USE

000707EAA

- TOSHIBA is continually working to improve the quality and reliability of its products. Nevertheless, semiconductor devices in general can malfunction or fail due to their inherent electrical sensitivity and vulnerability to physical stress. It is the responsibility of the buyer, when utilizing TOSHIBA products, to comply with the standards of safety in making a safe design for the entire system, and to avoid situations in which a malfunction or failure of such TOSHIBA products could cause loss of human life, bodily injury or damage to property.
In developing your designs, please ensure that TOSHIBA products are used within specified operating ranges as set forth in the most recent TOSHIBA products specifications. Also, please keep in mind the precautions and conditions set forth in the "Handling Guide for Semiconductor Devices," or "TOSHIBA Semiconductor Reliability Handbook" etc..
- The TOSHIBA products listed in this document are intended for usage in general electronics applications (computer, personal equipment, office equipment, measuring equipment, industrial robotics, domestic appliances, etc.). These TOSHIBA products are neither intended nor warranted for usage in equipment that requires extraordinarily high quality and/or reliability or a malfunction or failure of which may cause loss of human life or bodily injury ("Unintended Usage"). Unintended Usage include atomic energy control instruments, airplane or spaceship instruments, transportation instruments, traffic signal instruments, combustion control instruments, medical instruments, all types of safety devices, etc.. Unintended Usage of TOSHIBA products listed in this document shall be made at the customer's own risk.
- The information contained herein is presented only as a guide for the applications of our products. No responsibility is assumed by TOSHIBA CORPORATION for any infringements of intellectual property or other rights of the third parties which may result from its use. No license is granted by implication or otherwise under any intellectual property or other rights of TOSHIBA CORPORATION or others.
- The information contained herein is subject to change without notice.