

MF1172V-1

FOR GSM MOBILE TELEPHONE, Rx

MF1172V-1

DESCRIPTION

This SAW filter for the receiving RF circuit of GSM mobile communication equipment operating at 935 MHz ~ 960 MHz.

FEATURES

1. SMD package insures small size, lightweight.
 2. Adjustment free.
 3. Low insertion loss and high stop band attenuation.
 4. Wide and sharp passband characteristics.
 5. High stability and reliability.
 6. Designed for reflow solderings.
- ☆ Unbalanced input and balanced output.

APPLICATION

- Mobile cellular telephone
- Portable cellular telephone
- Wireless equipment

MAXIMUM RATINGS

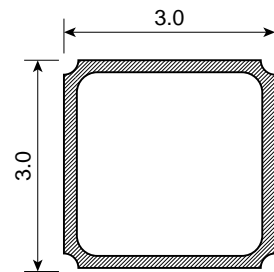
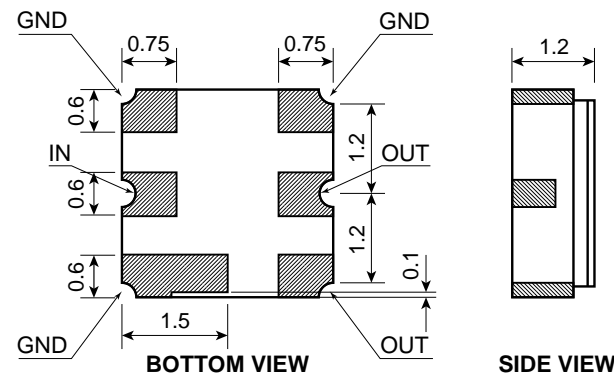
Rating	Value	Unit
Input Power	50	mW
Operating Temperature Range	-20 to 75	°C
Storage Temperature Range	-30 to 85	°C

ELECTRICAL PERFORMANCE

Parameter	MF1172V-1			Units
	Min	Typ	Max	
PASSBAND FREQUENCY	935 - 960			MHz
PASSBAND CHARACTERISTICS	Insertion Loss	3.2	3.8	dB
	Ripple	0.8	1.5	dB
STOPBAND ATTENUATION	0 - 860 MHz	38	45	dB
	860 - 915 MHz	20	25	dB
	990 - 1025 MHz	15	25	dB

- Electrical test is performed by connecting an balun.
- Insertion loss is the value from which loss of the balun(0.6dB) is subtracted.
- The other values include loss of the balun.

PACKAGE OUTLINE DIMENSIONS

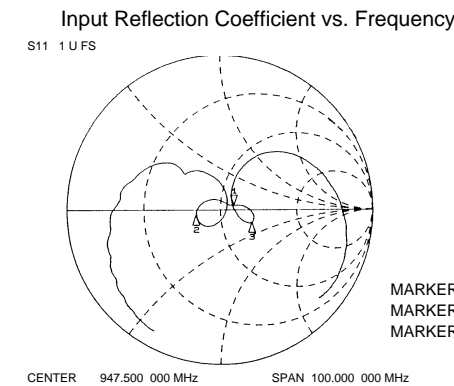
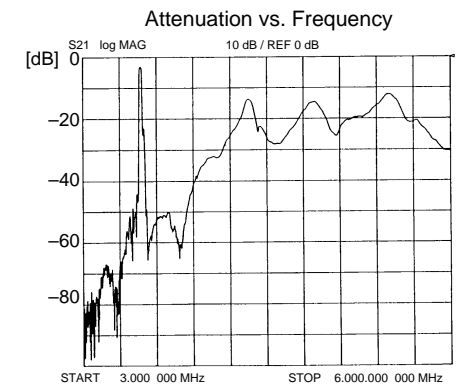
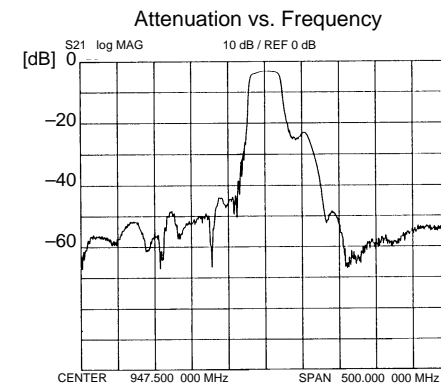
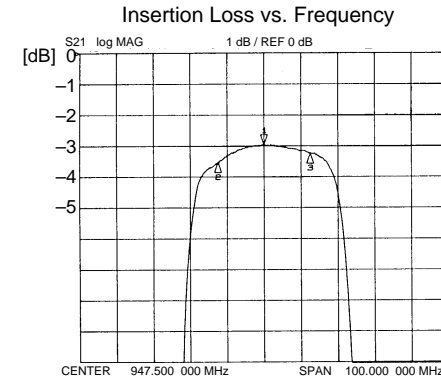


TOP VIEW

Unit : mm

DIMENSIONS ARE IN MILLIMETERS
±0.2 UNLESS OTHERWISE SPECIFIED

MF1172V-1 TYPICAL CHARACTERISTICS



Measurement Circuit

