

**Description**

- High speed switching application.
- Analog switch application.

**Features**

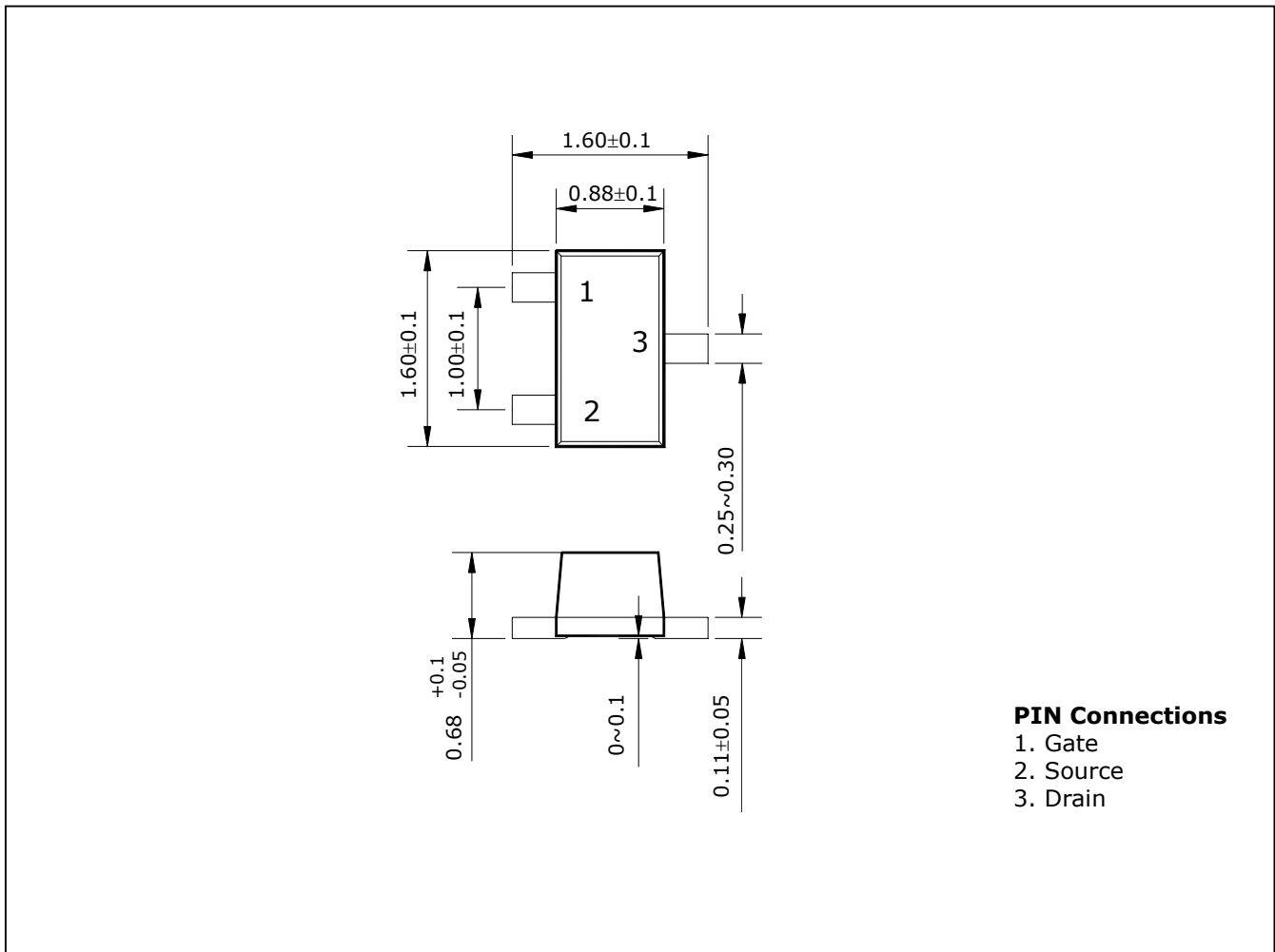
- 2.5V Gate drive.
- Low threshold voltage :  $V_{th} = 0.5 \sim 1.5V$ .
- High speed.

**Ordering Information**

Type NO.	Marking	Package Code
STK1828EF	K8	SOT-523F

**Outline Dimensions**

unit : mm



## Absolute maximum ratings

(Ta=25°C)

Characteristic	Symbol	Ratings	Unit
Drain-Source voltage	$V_{DS}$	20	V
Gate-Source voltage	$V_{GSS}$	10	V
DC Drain current	$I_D$	50	mA
Drain Power dissipation	$P_D$	150	mW
Channel temperature	$T_{ch}$	150	°C
Storage temperature range	$T_{stg}$	-55~150	°C

## Electrical Characteristics

(Ta=25°C)

Characteristic	Symbol	Test Condition	Min.	Typ.	Max.	Unit
Drain-Source breakdown voltage	$BV_{DSS}$	$I_D=100\mu A, V_{GS}=0$	20			V
Gate-Threshold voltage	$V_{th}$	$I_D=0.1mA, V_{DS}=3V$	0.5		1.5	V
Drain cut-off current	$I_{DSS}$	$V_{DS}=20V, V_{GS}=0$			1	$\mu A$
Gate leakage current	$I_{GSS}$	$V_{GS}=10V, V_{DS}=0$			1	$\mu A$
Drain-Source on-resistance	$R_{DS(ON)}$	$V_{GS}=2.5V, I_D=10mA$		10	20	$\Omega$
Forward transfer admittance	$ Y_{fs} $	$V_{DS}=3V, I_D=10mA$	20			mS
Input capacitance	$C_{iss}$	$V_{DS}=3V, V_{GS}=0, f=1MHz$		5.5		pF
Output capacitance	$C_{oss}$	$V_{DS}=3V, V_{GS}=0, f=1MHz$		6.5		pF
Reverse Transfer capacitance	$C_{rss}$	$V_{DS}=3V, V_{GS}=0, f=1MHz$		1.6		pF
Turn-on time	$t_{ON}$	$V_{DD}=3V, I_D=10mA$ $V_{GEN}=0\sim 2.5V$		0.14		$\mu s$
Turn-off time	$t_{OFF}$	$V_{DD}=3V, I_D=10mA$ $V_{GEN}=0\sim 2.5V$		0.14		$\mu s$

Electrical Characteristic Curves

Fig.1  $I_D - V_{DS}$

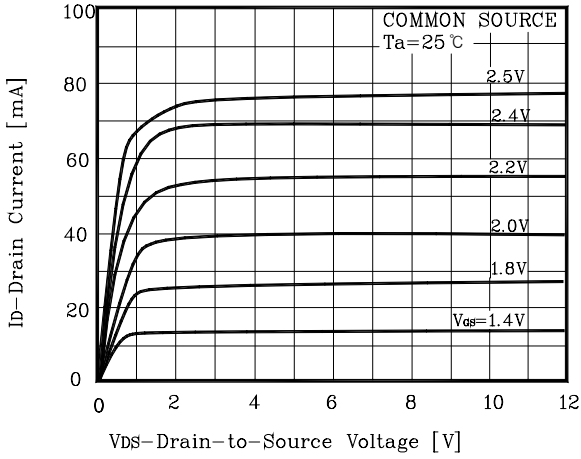


Fig.2  $P_D - T_a$

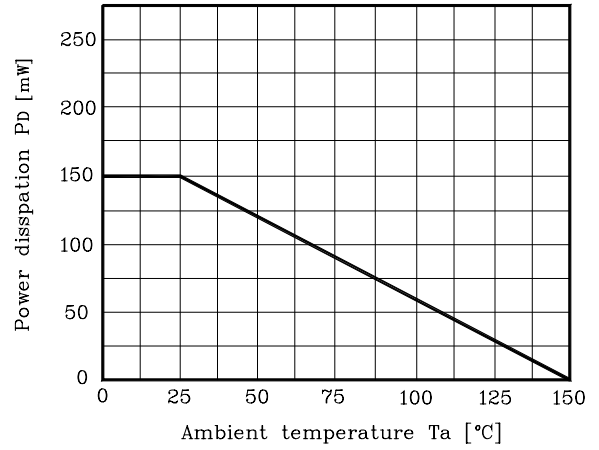


Fig.3  $I_{DR} - V_{DS}$

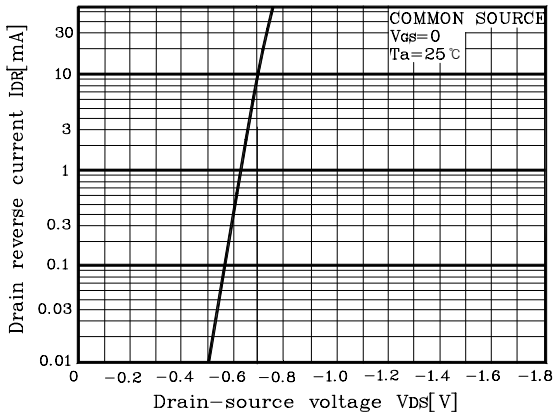


Fig.4  $I_D - V_{GS}$

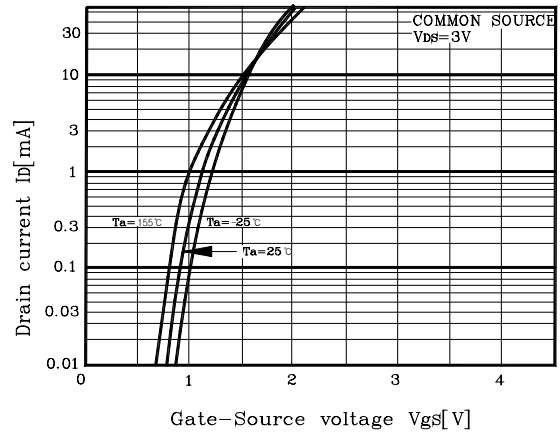


Fig.5  $|Y_{fs}| - I_D$

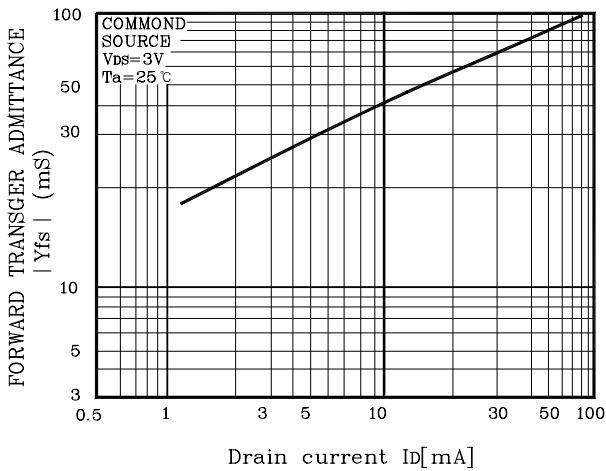
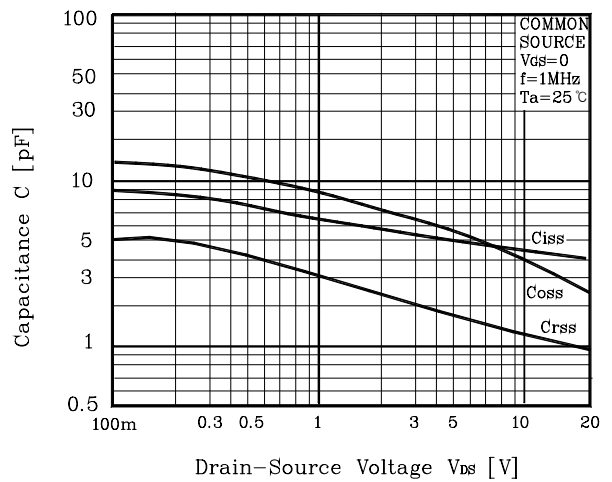


Fig.6  $C - V_{DS}$



Electrical Characteristic Curves

Fig.7  $V_{DS} - I_D$

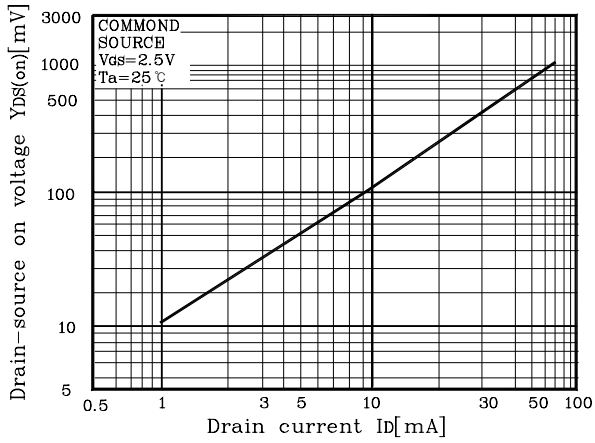


Fig.8  $t - I_D$

