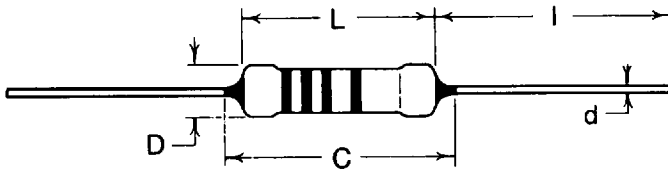


LEADED GENERAL PURPOSE

- Two times the power rating of the standard body size
- Flame retardant coating
- Suitable for automatic machine insertion
- Blue body color



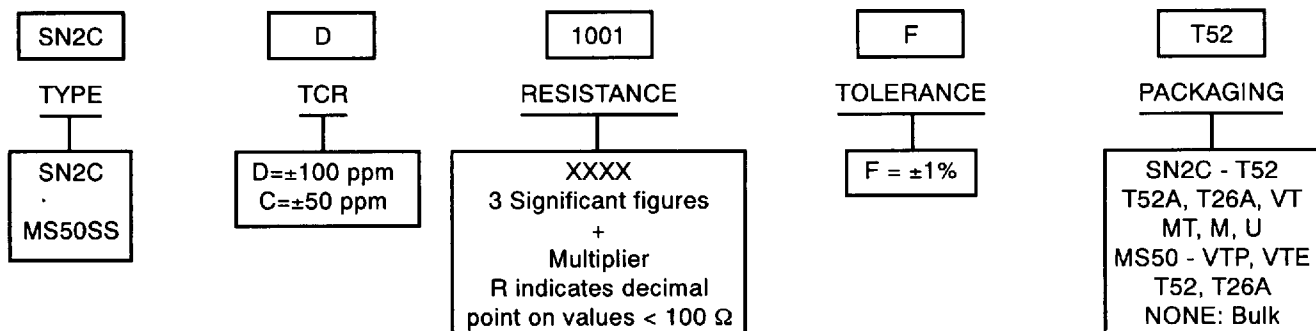
DIMENSIONS (in/mm)

TYPE	L (Ref)	C (max)	D	d	l
SN2C	$\frac{0.126}{3.2}$	$\frac{0.165}{4.2}$	$\frac{0.067 \pm 0.008}{1.7 \pm 0.2}$	$\frac{0.018 \pm 0.002}{0.45 \pm 0.05}$	$\frac{1.18 \pm 0.12}{30.0 \pm 3.0}$
MS50SS	$\frac{0.248}{6.5}$	$\frac{0.280}{7.1}$	$\frac{0.091 \pm 0.012}{2.3 \pm 0.3}$	$\frac{0.024 \pm 0.002}{0.60 \pm 0.05}$	

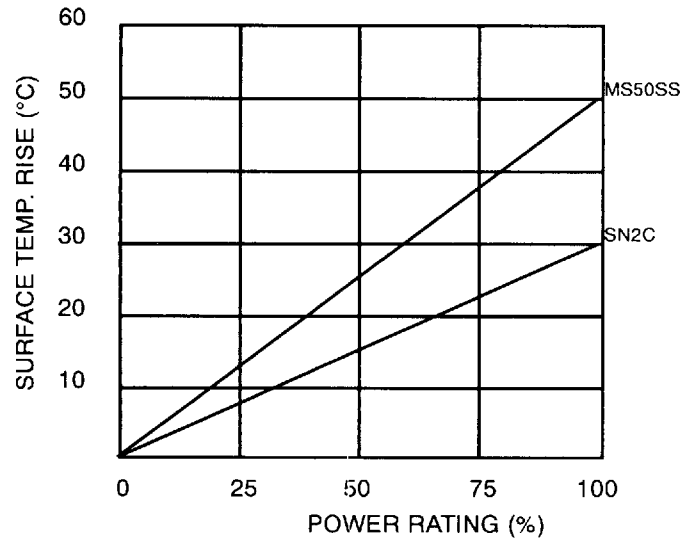
RATINGS

TYPE	POWER RATING @ 70°C	MAX WORKING VOLTAGE	MAX OVERLOAD VOLTAGE	DWV	OPER. TEMP RANGE	RESISTANCE RANGE (E-96) ±1% TOLERANCE
SN2C	0.25W	250V	500V	500V	-55°C	10Ω - 1.0MΩ
MS50SS	0.5W	350V	700V	500V	+155°C	10Ω - 2.21MΩ

ORDERING AND SPECIFYING INFORMATION



PERFORMANCE CHARACTERISTICS



PARAMETER	SN2C	MS50SS
Short-Time Overload	$\pm(0.3\% + 0.05\Omega)$	$\pm(0.3\% + 0.05\Omega)$
Effects of Solder	$\pm(0.2\% + 0.05\Omega)$	$\pm(0.2\% + 0.05\Omega)$
Moisture Resistance	$\pm(1.0\% + 0.05\Omega)$	$\pm(1.0\% + 0.05\Omega)$
Load Life (1000 Hrs.)	$\pm(1.0\% + 0.05\Omega)$	$\pm(1.0\% + 0.05\Omega)$
Temperature Cycling	$\pm(0.3\% + 0.05\Omega)$	$\pm(0.3\% + 0.05\Omega)$
Vibration	$\pm(0.1\% + 0.05\Omega)$	$\pm(0.1\% + 0.05\Omega)$
Terminal Strength	$\pm(0.1\% + 0.05\Omega)$	$\pm(0.1\% + 0.05\Omega)$
Current Noise	$< 0.1\mu\text{v/v}$	$< 0.1\mu\text{v/v}$
Voltage Coefficient	$< 10\text{ ppm/V}$	$< 10\text{ ppm/V}$
Low Temperature Operation	$\pm(0.3\% + 0.05\Omega)$	$\pm(0.3\% + 0.05\Omega)$