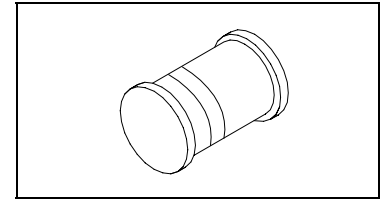




# HMM4148

SURFACE MOUNT SWITCHING DIODES



## Description

The HMM4148 is designed for high-speed switching application in hybrid thick-and thin-film circuits.

## Absolute Maximum Ratings

( Operating temperature range applies unless otherwise specified )

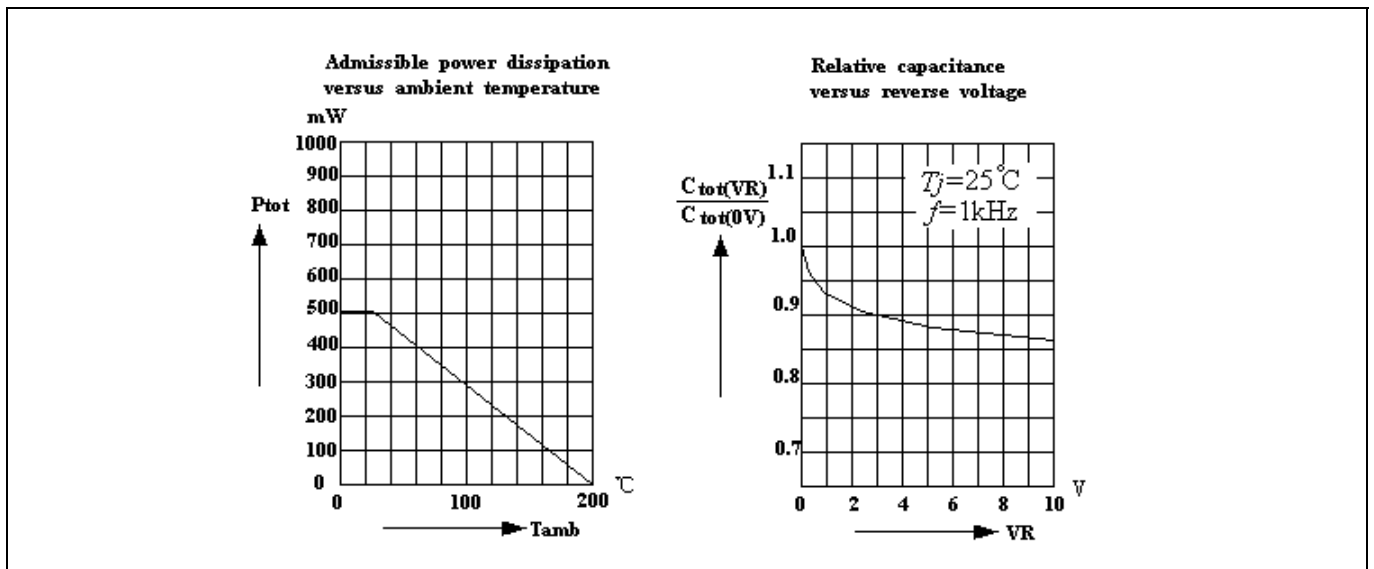
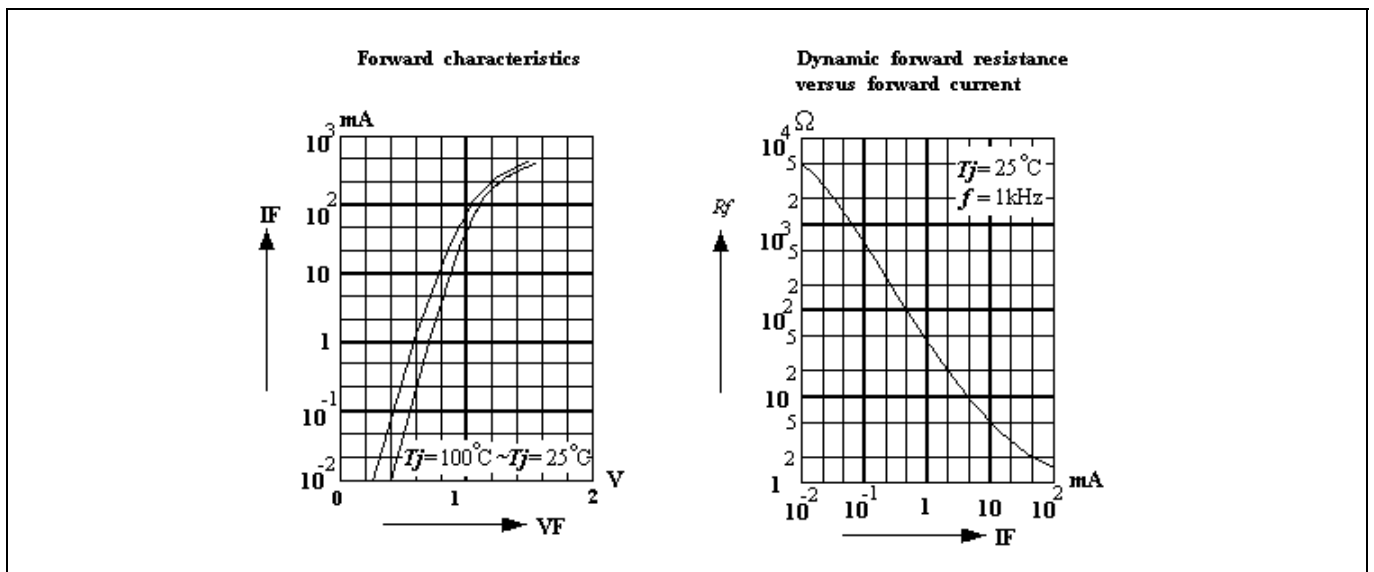
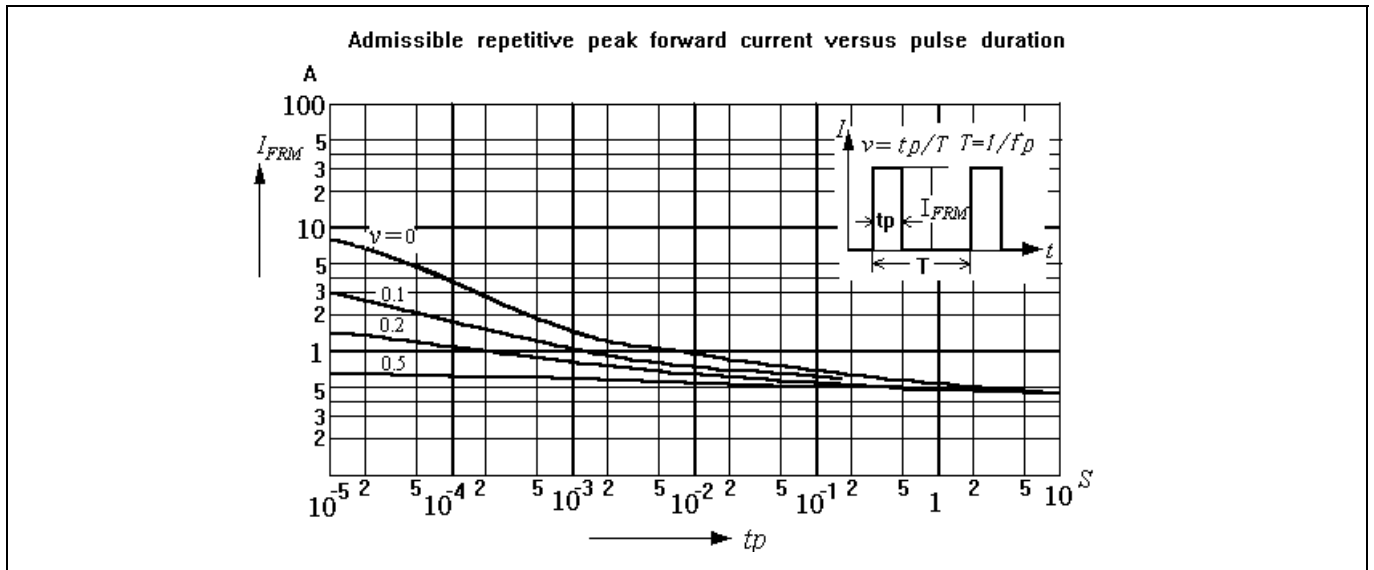
Characteristics	Symbol	Value	Unit
Reverse Voltage	$V_R$	75	V
Peak Reverse Voltage	$I_{RM}$	100	V
Rectified Current(Average) Half Wave Rectification with Resistive Load at $T_{amb}=25^{\circ}C$ and $f \geq 50Hz$	$I_O$	150	mA
Surge Forward Current at $t < 1s$ and $T_j = 25^{\circ}C$	$I_{FSM}$	500	mA
Power Dissipation at $T_{amb}=25^{\circ}C$	$P_{tot}$	500	mW
Junction Temperature	$T_j$	200	$^{\circ}C$
Storage Temperature Range	$T_s$	-65 to +200	$^{\circ}C$

## Characteristics ( $T_j=25^{\circ}C$ )

Characteristics	Symbol	Min	Typ	Max	Unit
Forward Voltage at $I_F=10mA$	$V_F$	-	-	1	V
Leakage Current at $V_R=20V$ $V_R=75V$ $V_R=20V, T_j=150^{\circ}C$	$I_R$	-	-	25	nA
		-	-	5	$\mu A$
		-	-	50	$\mu A$
Reverse Breakdown Voltage tested with 100us Pulses	$V_{(BR)R}$	100	-	-	V
Capacitance at $V_F=V_R=0$	$C_{tot}$	-	-	-4	pF
Voltage Rise when Switching On Tested with 50mA Forward Pulses $T_p=0.1\mu s$ , Rise Time $< 30ns$ , $f_p=5\sim 100kHz$	$V_{fr}$	-	-	2.5	V
Reverse Recovery Time From $I_F=-I_R=10mA$ to $I_{RR}=-1mA, V_R=6V, R_L=100\Omega$	$t_{rr}$	-	-	4	ns
Thermal Resistance Function to Ambient Air	$R_{thA}$	-	-	0.35	K/mW
Rectification Efficiency at $f=100MHz, V_{RF}=2V$	$\eta_v$	0.45	-	-	-

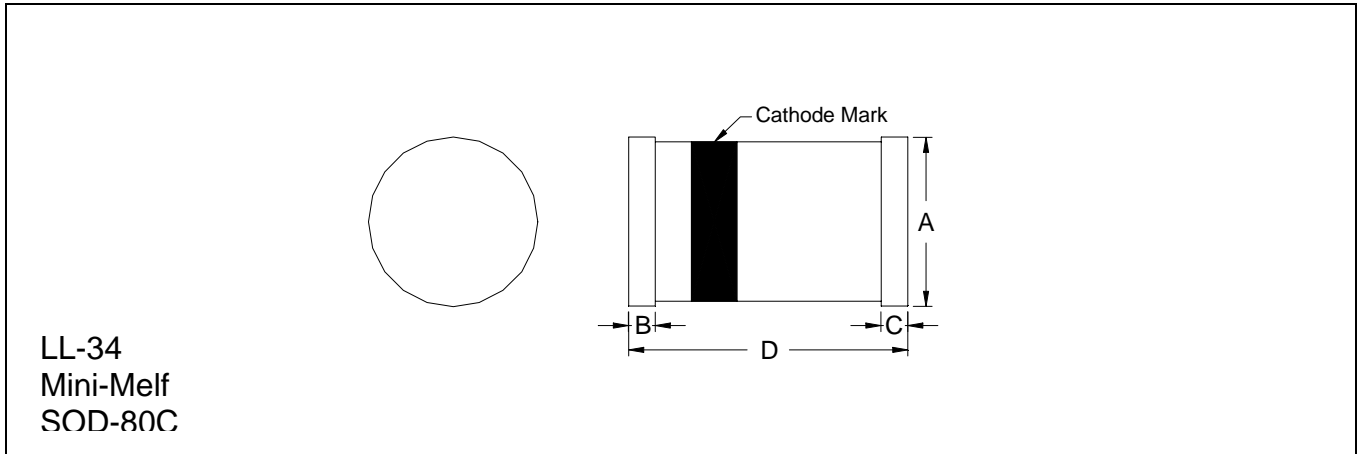


### Characteristics Curve





### Dimension



\*:Typical

DIM	Inches		Millimeters		DIM	Inches		Millimeters	
	Min.	Max.	Min.	Max.		Min.	Max.	Min.	Max.
A	0.0512	0.0591	1.30	1.50	C	0.0118	0.0197	0.30	0.50
B	0.0118	0.0197	0.30	0.50	D	0.1260	0.1417	3.2	3.6

Notes : 1.Dimension and tolerance based on our Spec. dated Sep. 30,1999  
 2.Controlling dimension : millimeters.  
 3.Maximum lead thickness includes lead finish thickness, and minimum lead thickness is the minimum thickness of base material.  
 4.If there is any question with packing specification or packing method, please contact your local HSMC sales office.

#### Important Notice:

- All rights are reserved. Reproduction in whole or in part is prohibited without the prior written approval of HSMC.
- HSMC reserves the right to make changes to its products without notice.
- **HSMC semiconductor products are not warranted to be suitable for use in Life-Support Applications, or systems.**
- HSMC assumes no liability for any consequence of customer product design, infringement of patents, or application assistance.

#### Head Office And Factory :

- **Head Office** (Hi-Sincerity Microelectronics Corp.) : 10F.,No. 61, Sec. 2, Chung-Shan N. Rd. Taipei Taiwan R.O.C.  
 Tel : 886-2-25212056 Fax : 886-2-25632712, 25368454
- **Factory 1** : No. 38, Kuang Fu S. Rd., Fu-Kou Hsin-Chu Industrial Park Hsin-Chu Taiwan. R.O.C  
 Tel : 886-3-5983621~5 Fax : 886-3-5982931
- **Factory 2** : No. 17-1, Ta-Tung Rd., Fu-Kou Hsin-Chu Industrial Park Hsin-Chu Taiwan. R.O.C  
 Tel : 886-3-5977061 Fax : 886-3-5979220